



School to Home Letter

Dear Students and Parents,

Happiness!!!

During the next few days, our math class will be working on counting and representing numbers to 20. You can expect to see homework that reviews counting, using a number frame and a worded problem. The instruction for each activity is written at the bottom of each page.

Please download, print and staple this packet. Students should do one page of this packet each evening. It should take them 5 days to complete the packet. They should use the boxes below to check off each day the homework is completed. When the packet is completed, they should put it in their **green** folder and take it to school on Monday November 4, 2024.

Please check all green folders tonight for Freckle.com login cards. Follow the instructions there to complete assignments weekly.

Warmly,

Kadisha Mills, Ph.D.

Name: _____ Class: _____

Monday	Tuesday	Wednesday	Thursday	Friday

Name _____

LESSON 8.1
Practice and Homework

Model and Count 16 and 17

Go Online

Interactive Examples



16

2

17

DIRECTIONS 1. Draw counters to show 16. 2. Draw counters to show 17.

Name _____

LESSON 8.3
Practice and Homework

Model and Count 18 and 19

Go Online

Interactive Examples



18



19

DIRECTIONS 1. Draw counters to show 18. 2. Draw counters to show 19.



Name _____




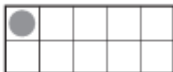

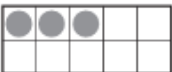




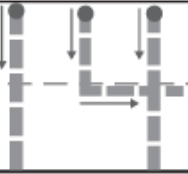












LESSON 8.6
Practice and Homework

Count and Order to 20


Go Online

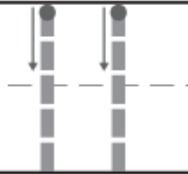
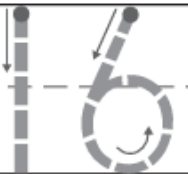
Interactive Examples



2



© Houghton Mifflin Harcourt Publishing Company

DIRECTIONS 1. Count the dots in each set of ten frames. Trace or write the numbers. 2. Trace and write those numbers in order. Use the number line to help you order the numbers.

Name _____

LESSON 8.7

Practice and Homework

One More and One Less to 20

Go Online

Interactive Examples



19



16



18

DIRECTIONS 1. Look at the number. Write the number that is one less. Write the number that is one more. 2. Find 16 on the number line. Write the missing number that is one less. Write the missing number that is one more. 3. Find 18 on the number line. Write the missing number that is one less. Write the missing number that is one more.

Name _____

LESSON 8.8

Practice and Homework

Compare Numbers to 20

Go Online

Interactive Examples

1

0 1 2 3 4 5 6 7 8 9 10 11 12 13 14 15 16 17 18 19 20

© Houghton Mifflin Harcourt Publishing Company

DIRECTIONS 1. Teni has 16 berries. She has a number of berries two greater than Marta. Use cubes to model the sets of berries. Compare the sets. Which set has a larger amount? Draw the cubes. Write how many in each set. Find and draw a line under the numbers on the number line. Circle the number that is greater.