



Homework Log



Week of: October 28th – Nov. 1

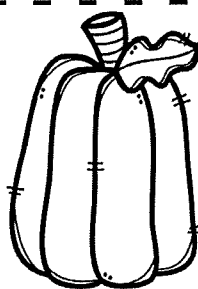



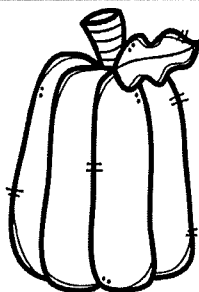

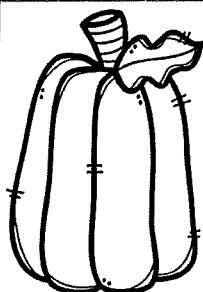



Day	Homework	Reminders
Monday 10/28	Halloween Pattern making	
Tuesday 10/29	Number practice: 9	
Wednesday 10/230	Spider Shapes	*VPK attendance needs to be signed
Thursday 10/31	How many?	Happy Halloween 
Friday 11/1		



Halloween Pattern Making

Name _____

Directions: Color the pictures. Cut and paste the pictures to finish the patterns.



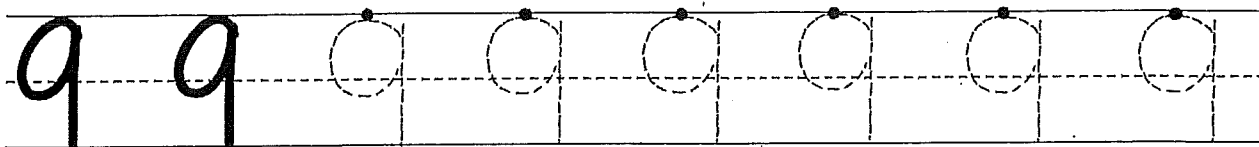
Name _____

Date Tuesday



Numbers Practice

Trace and write the number.





Color the number word.

nine

Show the number on the ten frame.

Color 9 stars.












Name _____

Spider shapes

Directions: Use the code to color the shape spiders.

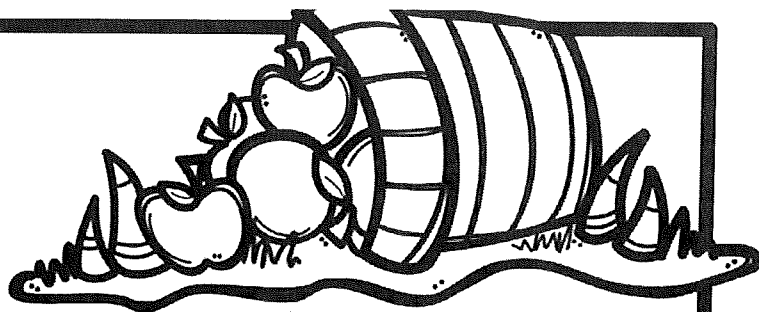
- | | | |
|-------------------------------|---------------------------------|-------------------------------|
| <input type="checkbox"/> pink | <input type="checkbox"/> orange | ★ yellow |
| ○ green | △ purple | <input type="checkbox"/> blue |
| | | ♥ red |



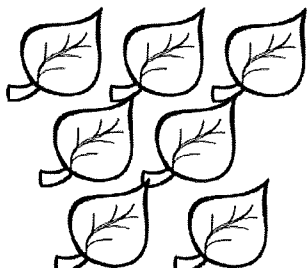




Name: _____

HOW MANY?

Count the object, complete the frame and color the number.



Count	Complete the frame	Color the number										
	<table border="1"><tr><td></td><td></td><td></td><td></td><td></td></tr><tr><td></td><td></td><td></td><td></td><td></td></tr></table>											1 2 3
	<table border="1"><tr><td></td><td></td><td></td><td></td><td></td></tr><tr><td></td><td></td><td></td><td></td><td></td></tr></table>											3 4 5
	<table border="1"><tr><td></td><td></td><td></td><td></td><td></td></tr><tr><td></td><td></td><td></td><td></td><td></td></tr></table>											6 7 8
	<table border="1"><tr><td></td><td></td><td></td><td></td><td></td></tr><tr><td></td><td></td><td></td><td></td><td></td></tr></table>											6 7 8
	<table border="1"><tr><td></td><td></td><td></td><td></td><td></td></tr><tr><td></td><td></td><td></td><td></td><td></td></tr></table>											3 4 5