

SECTIONS: KA-KE

NAME: _____

WEEK: 10/28-11/01

TO DO LIST

Reminders

- Please study the weekly learning discoveries as you read the short stories to help aid in exams at the end of the week.
- Homework is turned in every Friday inside the blue folder.
- Students need to know how to read the Sight Words on their own without help.
- Students need to know how to write the spelling words on their own.
- Please complete 45 minutes of I-ready lessons that is due every Friday morning.

Weekly Assessment(s):

- Sight Word Sentence Assessment (students read the sentence aloud)
- Module Assessment (weekly skills)
- Weekly Reading Comprehension Test (based on weekly texts)
- Spelling Test (students write the words on paper on their own)

Monday:

- Complete Monday's Section
- Read Cans in Bins and Sight word booklet 1
- Complete I-ready lesson (login card is stapled onto blue folder.)

Tuesday:

- Complete Tuesday's Section
- Complete I-ready lesson (login card is stapled onto blue folder.)
- Complete Identify Ending Sounds

Wednesday:

- Complete Wednesday's Section WS
- Complete I-ready lesson (login card is stapled onto blue folder.)
- Complete Spell Words with -s

Thursday:

- Complete Thursday's Section WS
- Complete I-ready lesson
- Read 'The Cap' story and Sight word booklet 1

WEEKLY LEARNING DISCOVERIES:



Character Clues

Use picture and text clues to notice how characters

act



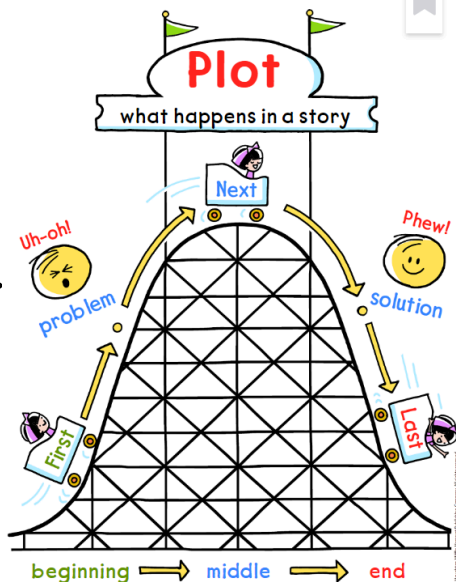
speak



think



feel



Theme

The **theme** is the **message** or **lesson** in a story.

To find the **theme**, ask

- What did the main character learn?
- What does the author want me to learn?

Common Themes



MODULE 3 - WEEK 3

Essential Question:

What makes a community?

Weekly Texts :

Reading Comprehension Skill:
Theme



A Bucket of Blessings
by Kabir Sehgal
and Surishtha Sehgal



Bo and Peter
by Betsy Franco

Reading Comprehension strategy:
Retelling the Text

Spelling Words:

bins, cans, mats, fans, bibs, rats

Phonics:

Short vowel 'i' and vowel 'Aa'
Inflection -s /s/ and -s /z/ (nouns)

Writing:

Informational texts

Grammar:


Adjectives: Shapes and Color words

Vocabulary:

hope, wonderful, worried

HFW & Sight Words:

did, in, put



This book belongs to

Nan is mad.

“Cans! Cans! Cans! See
the cans, Dad?”

WORD WORK

Nan



Speed Read

Read these words.


is it to
can no and



Picture Hunt

Find these pictures in the story.

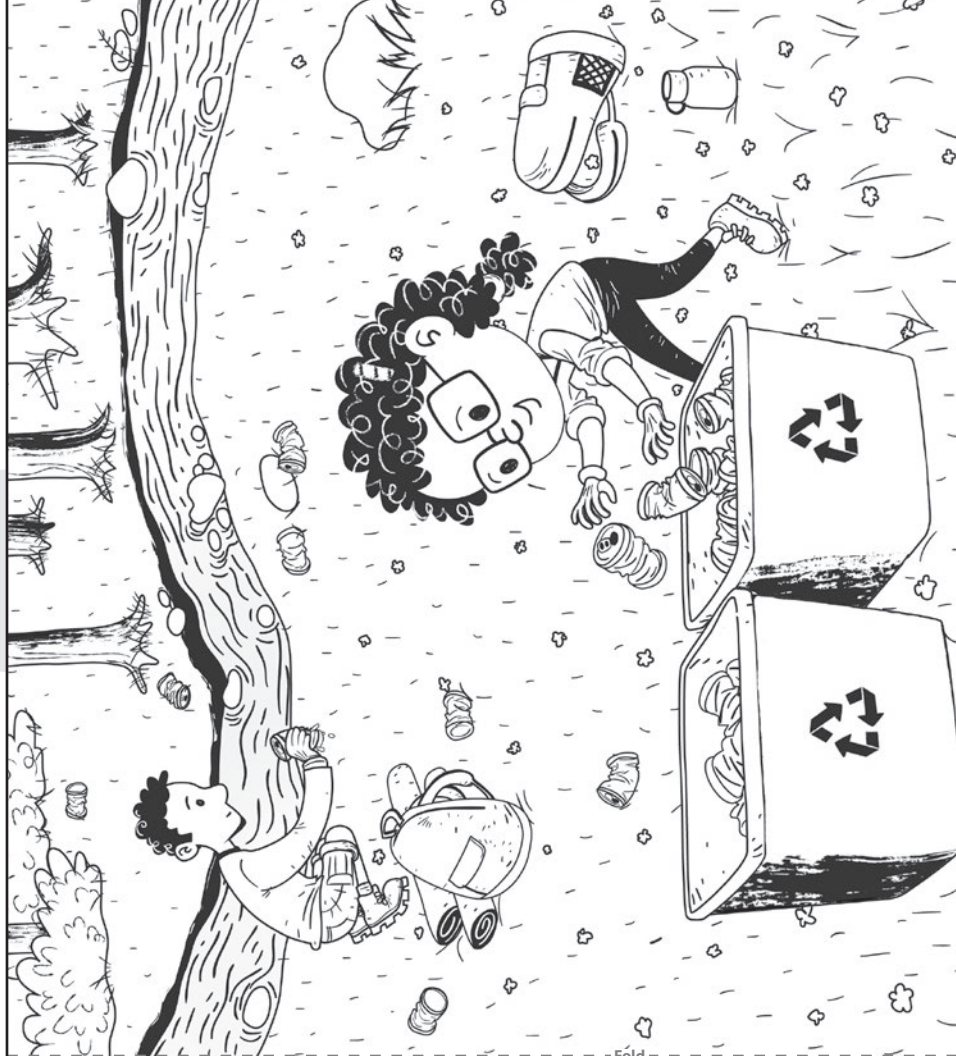
bins cans mats




“Bins! Put the cans in
bins, Nan.”



Nan and Dad sit.



Nan did it. Nan put
cans in bins.



Fold



Did the cans fit? The cans did
fit. The cans fit to the rims!

Nan did it!
“No cans, Dad!”

by Jeff Asher
illustrated by Ed Shems



“Nan, did you put fans
and maps in bins?”
Nan did.



Fold

“Nan, can the cap fit in
a bin?”
“No, Dad.”

WORD WORK



Blend and Read

Read these words. What is
the same?

-S

caps bins pans
maps fans



Word Hunt

Find these words in the story.

you no can




6



"Nan, can pans fit?"
 "Pans can fit, Dad."
 "And the cap, Nan?"

3



“Nan, can you put the mats
in bins?”
Nan did.



“Dad? The cap can fit in
a bin.”

Name:

Weekly Language Review - Q2:2

Week of:

Monday

Read and Check.

☐

when

☐

can

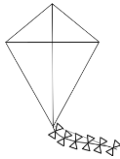
☐

your

☐

said

Write the missing letter. Write the word.



ite

Tuesday

Find and circle this week's words.

when with his your can it

said when are can at your


Write a word that rhymes with WIN.

in

Circle all the PLANTS.



How many syllables in octopus?



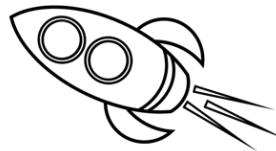
Draw a picture to show the opposite of FAR.

far



Draw a picture to show the opposite of FAST.

fast



Write the question words.

why

how

Match the question word to the picture.

who

when

where



Wednesday

Trace and Write.

when


your

Write the missing letter. Write the word.



eg

Circle all the FOODS.



Draw a picture to show the opposite of FAT.

fat



Match the question word to the picture.

who
when
where



Thursday

Trace and Write.

can

said

Write a word that rhymes with WIN.

in

How many syllables in jelly?



Draw a picture to show the opposite of FEW.

few



Match the question word to the picture.

who
when
where



Name _____

Identify Ending Sounds

The ending sound is the last sound you hear in a word.

○ Circle pictures with the same ending sound as  goat.




Name _____

Spell Words with -s


An -s at the end of a noun means there is more than one.

 Write the word for each picture.


1.



2.



3.



4.