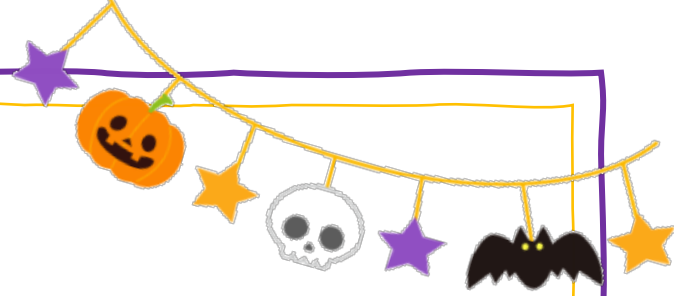


# Mrs. Jazmin's ELA Homework

Week of 10/21-10/25

Section: \_\_\_\_\_

Name: \_\_\_\_\_



## Homework Directions:

- Read for 20 minutes and fill in your Reading Log every day.
- Practice reading and writing the weekly Spelling Words and Sight Words.
- Complete the attached worksheets and turn in this homework packet on Friday.

## Reminders:

- Students need to bring iPads fully charged every day.
- Return class t-shirt form by October 22nd!
- World Heritage Day Project due November 1st!
- Please check your Archimedean folder every night for papers to either leave at home or complete and return to school.

## Assessments:

10/23: On the Map!  
Comprehension Quiz

10/24: Grammar Quiz-  
Adjectives & M2W2  
Comprehension

10/25: Spelling Test

## Important Dates:

October 22 -Cyberbullying Parent Workshop

October 23 & 24- Health Screenings

October 31 - AA Storybook Character Day @ 8:30 a.m.

November 2- Archimedean Greek Night



Sections:

**1A-1B-1C**

# HMH Module 2:

## My Family, My Community

### Review Week

Essential Question: What makes families and communities special?

#### Reading Skills

**SETTING**

**WHERE**  
Where does the story happen?

**WHEN**  
When does the story take place?



Ask yourself, "Why is the setting important to the story?"

**SUMMARIZE**

When you summarize, you tell about the topic and the important ideas in your own words.


1. Read part of the text.
2. Stop to think about the topic and important ideas. Say them in your own words.
3. Repeat for the next part.
4. At the end, put it all together. Say the topic and all the most important ideas in a few sentences.

**TIPS**

- Use words and pictures from the text.
- Don't change the meaning.


Words in **bold text** are darker than other words. It means they are **important!**

Labels name parts of a picture.




**Text Features**

Authors choose text and graphic features to help explain ideas or to help readers locate information.



Maps are **useful** pictures of **big** places.

Symbols are pictures that stand for something else.




**CONTENT-AREA WORDS**

Informational texts often use words from science and social studies to tell about a topic.

How can I figure out what these words mean?

**TITLE**

**Heading**



**WORD** **WORD** **WORD**

- Look at text features, like titles and headings.
- Look at the pictures.
- Ask and answer questions.
- Use context, on the words and sentences near the word.


#### Phonics - Short o and i Spelling Words:

- |        |           |
|--------|-----------|
| 1. log | 7. big    |
| 2. not | 8. sit    |
| 3. top | 9. pig    |
| 4. hot | 10. dig   |
| 5. hop | 11. shop  |
| 6. on  | 12. block |

#### Sight Words:

- |         |          |
|---------|----------|
| 1. do   | 5. wants |
| 2. live | 6. what  |
| 3. of   | 7. with  |
| 4. our  | 8. your  |

#### Weekly HMH Story:



#### Vocabulary Words:

heart, gazed, dipped, gloom, decorated, canvas, town, map, community, places, purpose, clinic

#### Fluency

Intonation

#### Writing

Descriptive  
Essay

#### Grammar

Adjectives for  
Color and  
Number

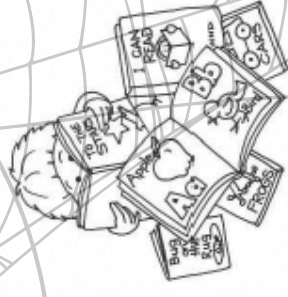
#### Social Studies

My Community



# Weekly Reading Log

October 21-25



\*Please ✓ one

	Book Title	Author	Read to Self	Read to Parent	Parent's Initials
Monday 20 Minutes	HMH weekly story: <i>On the Map!</i> <small>*Assigned in the HMH app on the iPad</small>	Lisa Fleming			
Tuesday 20 Minutes	I chose to read:				
Wednesday 20 Minutes	I chose to read:				

A text feature I saw in the story *On the Map!* was\_\_\_\_\_.

This text feature helps me because \_\_\_\_\_

\_\_\_\_\_

\_\_\_\_\_

Name \_\_\_\_\_

## Ron

Ron is on the go! Ron wants to hop to the top of your hill. He wants to hop to the top of my hill, too. Ron wants to toss you a rock. Ron wants to mop. Ron will not stop! He will not stop! Ron, do you want a nap? Yes, Ron wants a nap!

---

1. What does Ron do with a rock?

---

---

---

2. What will Ron do with a mop?

---

---

---

3. Who is this story about?

---

---

---



# Word Families:

## -op or -ot



Words with -op	Words with -ot

dot	top	pot	hop
pop	hot	mop	not
tot	stop	drop	cot

Design a new book cover including  
your character!

