

SECTIONS: KA-KE

NAME: _____

WEEK: 10/21-10/25

TO DO LIST

Reminders

- Please study the weekly learning discoveries as you read the short stories to help aid in exams at the end of the week.
- Homework is turned in every Friday inside the blue folder.
- Students need to know how to read the Sight Words on their own without help.
- Students need to know how to write the spelling words on their own.
- Please complete 45 minutes of I-ready lessons that is due every Friday morning.

Weekly Assessment(s):

- Sight Word Sentence Assessment (students read the sentence aloud)
- Module Assessment (weekly skills)
- Weekly Reading Comprehension Test (based on weekly texts)
- Spelling Test (students write the words on paper on their own)
- Q1 Cumulative Sight words test week of 10/25

Monday:

- Complete Monday's Section
- Read Can it fit?
- Complete I-ready lesson (login card is stapled onto blue folder.)

Tuesday:

- Complete Tuesday's Section
- Complete I-ready lesson (login card is stapled onto blue folder.)
- Complete Match Beginning Sounds

Wednesday:

- Complete Wednesday's Section WS
- Complete I-ready lesson (login card is stapled onto blue folder.)
- Complete Spell Words with r and f

Thursday:

- Complete Thursday's Section WS
- Complete I-ready lesson
- Read 'Tab Ran! story

WEEKLY LEARNING DISCOVERIES:



Character Clues

Use picture and text clues to notice how characters

act



speak



think



feel



Synonyms

words with the same meaning



cold chilly



fast quick



small little



happy glad

Antonyms

words with opposite meanings



hot



cold



slow



fast



big



small



sad



happy

Shades of Meaning

We can put similar words in order of meaning.

actions



jog



run



sprint

size



little



tiny



teeny

feelings



glad



happy



thrilled

MODULE 3 - WEEK 2


Essential Question:

What makes a community?


Weekly Texts :

Reading Comprehension Skill:

Story Elements: Characters



Genre: Realistic Fiction
Lexile® Measure: 490L
Guided Reading Level: K



Genre: Informational Text
Lexile® Measure: 230L
Guided Reading Level: E

Reading Comprehension strategy:
Character characteristics

Spelling Words:

fit, bit, fin, rid, pin, ran

Phonics:

Short vowel 'i' and vowel 'Aa'

Consonants Rr and Ff

Writing:

Narrative Writing

Grammar:

Synonyms and Antonyms

Vocabulary:

busy, help, neighborhood

HFW & Sight Words:

he, she, be, ran, me, of

Name _____

Match Beginning Sounds

Some sentences have a group of words that begin with the same sound.



Name each picture.



Connect pictures that begin with the same sound.

5

Name _____

Spell Words with r and f


Spell words by writing letters for each sound you hear.

 Read the words.

rat	ran	fan	fin
-----	-----	-----	-----

 Write the word for each picture.


1.



2.



3.




4.



This book belongs to _____

Can It Fit?

by Kyle Lott



©Hero Images/Getty Images



He has a . It is tan.

-Fold-



Can it fit?
It can if you pin it!
It can fit!

©Eve Edelheit/Tampa Bay Times/The Image Works

Fold

WORD WORK



Blend and Read
Read these words.



Rr

rim

Ff

fit

if



Word Hunt

Find these words in the story.

can it is you

©Eve Edelheit/Tampa Bay Times/The Image Works



©Hero Images/Media Bakery

Tap the rim. Tip it.
Did it fit?
It did! It did fit.



©Nelson Cardoso/Fotolia

She has tan .
Can a tan fit?





©Matt Dojny/Houghton Mifflin Harcourt

It can fit. It can fit a bit.

4

• Fold •




©Hero Images/Media Bakery

He has a  .

Can it fit?

5



-Fold-

This book belongs to _____

Tab the cat ran.
"Tab! Tab! Tab! No, Tab!"

WORD WORK



Speed Read

Read these words.

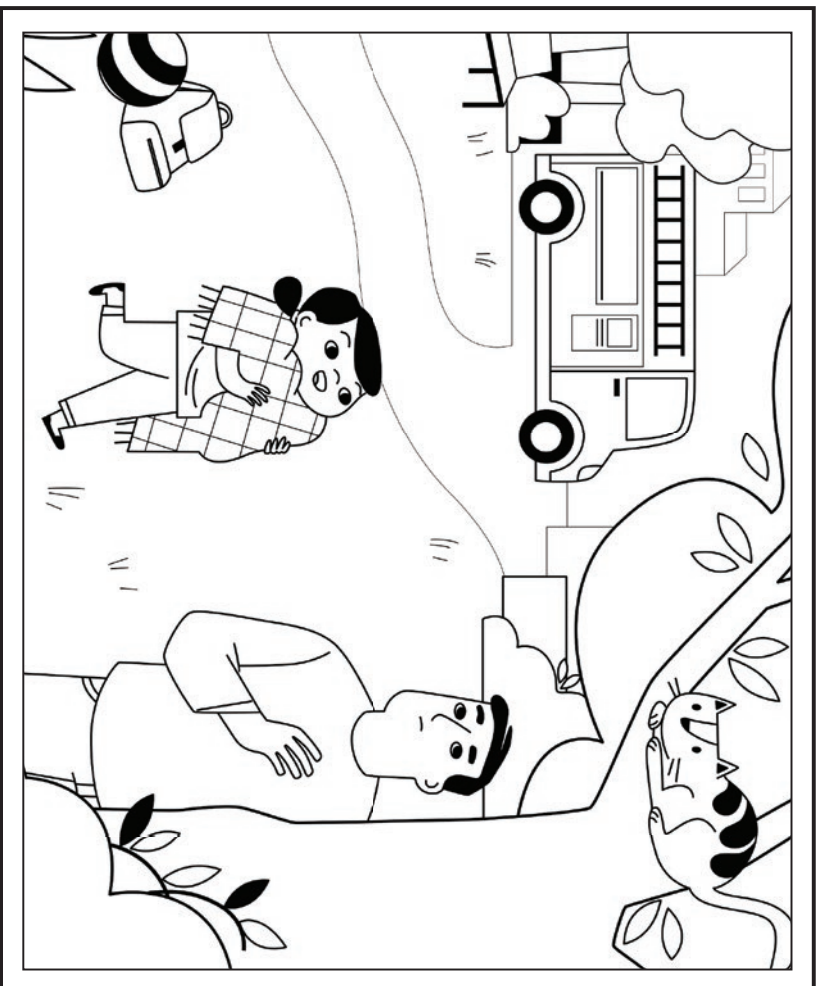
see to no
can has it



Picture Hunt

Find these pictures in the story.


fan rip




“Dadi A ! Can Tab
in it?”



“No, Pati! It can rip.”



Tab ran to Pat.
"Tab!"



"Dad! A i


-Fold-




Dadi! Dad, she has a  .
 She can see Tabi!

- Fold -



Can Tab fit in the  ?
 Tab can fit in it!




Dear Parents,

During this school year, your child has been learning new words. We will continue using easy and fun word family booklets. Each page has a list of words or phrases using the target word family. Students will practice each word list and phrases to “test” for mastery. This is to practice fluency and automaticity of words.

When practicing these words with your child, be sure to jump around the list to ensure your student isn’t just memorizing the words in order. For students to pass the word family, students must know these words and phrases by sight and not have to stop to sound them out for an extended time.

Each time your child passes a set of words and phrases, place a sticker on the cover of the book! There is no grading and its at their own pace, when they are ready, they turn it in.


Thank you!



Sight Words & Fluency Phrases

Booklet 1

Name: _____




10

who may find
long way out
come get down
made my day
did she find it
get off that
come over
I made that
may we go
part of it

I

the
of
and
a
to
in
is
you
that
it



the mom

of it

and it is

a dog

to see


in it

it is

you can

for that

it will



find

long

down

day

did

get

come

made

may

part



my dog is
bigger than me
who called first
in the water
been there too
they called her
who is it
I am here
hurt its paw
pick it now



he
was
for
on
are
as
with
his
they
I



2

he can

was it you

for me

on a map

are we

as if

with me

it is his

they can

I will

q

my

than

first

water

been

called

who

am

its

now

8

two more

many more can

these can write

go over this

do you see

what number is

I said no

this way

could make it

for the people

3

at

be

this

have

from

or

one

had

by

words

3

at home

be here

this is it

have it

from me

or that

one more

they had

by you

my words

8

two

more

write

go

see

number

no

way

could

people

7

have some
with her
he would
make it go
I like that
with him
went into
time to go
she has it
look at it



4

but
not
what
all
were
we
when
your
can
said



4

but we are

I am not

what is it

all here

were you

we can

when is it

your mom

can we

she said



7

some

her

would

make

like

him

into

time

has

look



6

then she will
up on that
other than that
so what about
out of here
many of them
for them
then we go
it is these
so we can

5

there
use
an
each
which
she
do
how
their
if

5

there we go

we will use

an ant

each of us

which one is

she will have

do you go

how can we

their book

if I can

6

will

up

other

about

out

many

them

then

these

so

Name:

Weekly Language Review - Q2:1

Week of:

Monday	Tuesday
<p>Read and Check.</p> <p><input type="checkbox"/> what <input type="checkbox"/> were</p> <p><input type="checkbox"/> all <input type="checkbox"/> we</p>	<p>Find and circle this week's words.</p> <p>all and you were we it</p> <p>all we one were what was</p>
<p>Write the missing letter. Write the word.</p> <div data-bbox="300 667 386 800"> </div> <div data-bbox="475 674 711 779"> <p>_____</p> <p>-----</p> <p>an</p> <p>_____</p> </div> <p>_____</p> <p>-----</p> <p>_____</p>	<p>Write a word that rhymes with BIT.</p> <div data-bbox="1036 684 1308 852"> <p>_____</p> <p>-----</p> <p>·</p> <p>-----</p> <p>_____</p> </div>
<p>Circle all the things you can WRITE with.</p> <div data-bbox="224 1010 310 1142"> </div> <div data-bbox="378 1014 480 1142"> </div> <div data-bbox="597 1035 618 1136"> </div> <div data-bbox="284 1234 418 1283"> </div> <div data-bbox="459 1178 634 1289"> </div>	<p>How many syllables in treehouse?</p> <div data-bbox="915 1031 1097 1226"> </div> <p>_____</p> <p>-----</p> <p>_____</p>
<p>Draw a picture to show the opposite of DIRTY.</p> <p>dirty</p> <div data-bbox="131 1465 266 1629"> </div>	<p>Draw a picture to show the opposite of DOWN.</p> <p>down</p> <div data-bbox="894 1465 1003 1629"> </div>
<p>Circle the question words.</p> <p>who cat wind where wow</p> <p>why when hand how what</p>	<p>Circle the question words.</p> <p>why wall ham what where</p> <p>wink who when van how</p>

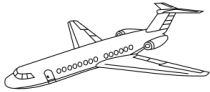
Wednesday

Trace and Write.

what

oil

Write the missing letter. Write the word.



et

Circle all the SPORTS objects.



Draw a picture to show the opposite of DRY.

dry



Write the question words.

who

what

Thursday

Trace and Write.

were

we

Write a word that rhymes with BIT.

it

How many syllables in STAR?



Draw a picture to show the opposite of EMPTY.

empty



Write the question words.

when

where