



School to Home Letter

Dear Students and Parents,

Smile!

During the next few days, our math class will be working on our STEM project. You can expect to see homework that reviews counting, one less and one more, along with using a number line through 10. The instruction for each activity is written at the bottom of each page.

Please download, print and staple this packet. Students should do one page of this packet each evening. It should take them 5 days to complete the packet. They should use the boxes below to check off each day the homework is completed. When the packet is complete, they should put it in their **green** folder and take it to school on Monday October 21, 2024.

Warmly,

Kadisha Mills, Ph.D.

Name: _____ Class: _____

Monday	Tuesday	Wednesday	Thursday	Friday

Name _____

Chapter

6



Show What You Know

Count Objects to 10



2



Compare Sets to 5





© Houghton Mifflin Harcourt Publishing Company

This page checks understanding of important skills needed for success in Chapter 6.

DIRECTIONS 1–2. Count and tell how many. Write the number. 3. Count the flowers in each set. Write the number that tells how many. Circle the number that is less than the other number.

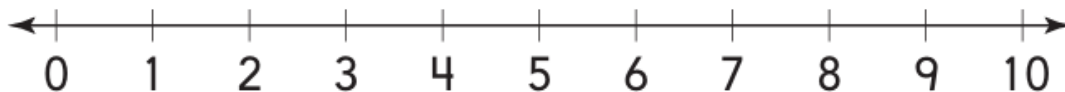
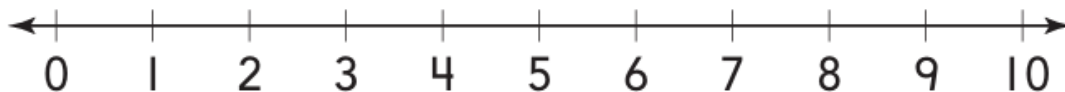
Name _____

Chapter

6

Chapter Review





6

© Houghton Mifflin Harcourt Publishing Company

DIRECTIONS 1. Vida has 9 stickers. Rosario has 2 fewer stickers than Vida. Draw to represent the problem. Write how many in each set. Find and draw a line under the numbers on the number line. Circle the number that is less. 2. Look at the number. Use the number line. Write the number that is 1 less. Write the number that is 1 more.

Go Online For more help

Chapter 6 **253**

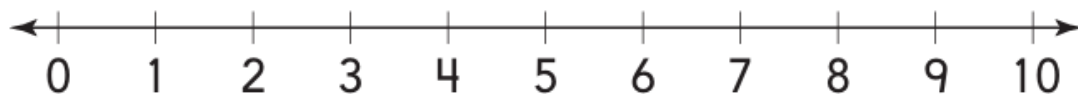
3



☐ 5 is less than 6

☐ 5 is greater than 6

4



5

5 6 7 8

☐ Yes

☐ No

8 10 9 7

☐ Yes

☐ No

7 8 9 10

☐ Yes

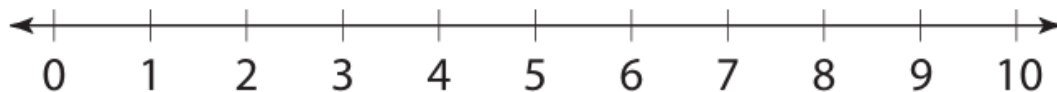
☐ No

DIRECTIONS 3. There are 5 pairs of sunglasses. Which is true about the number 5? 4. Draw a line under 5 and 3. Circle the number that is less. 5. Are the numbers in counting order? Choose Yes or No.

Name _____










DIRECTIONS 6. Write how many counters are in the set. Use matching lines to draw a set of counters less than the number of counters shown. Write the number. Circle the number that is less. 7. Count how many in each set. Write the numbers. Circle the greater number. 8. Draw a line under 8 on the number line. Circle a number that is greater than 8.

9



10

11



10

9

7

DIRECTIONS 9. How many cans of paint are there? Write the number. 10. Seth has 10 buttons. Draw Seth's buttons. The number of buttons Tia has is 1 less than Seth's. Draw Tia's buttons. How many buttons does Tia have? Write how many in each set. Circle the number that is less. 11. Match sets to the numbers that show how many counters.

© Houghton Mifflin Harcourt Publishing Company • Image Credits: ©Andrew Paterson/Alamy