

name _____

HOMEWORK LOG

Reading and Language Arts

October 7-11, 2024

Monday

Let's Practice the letter Oo

Title of Book: _____

Tuesday

Read-Aloud Comprehension:

Parents, read the short story out loud to your child. Read the questions and answer options to them. Ask them to circle their answer. We have started working on these listening comprehension stories in class.

Title of Book: _____

Wednesday

Sight word "for"

Title of Book: _____

Thursday

Name writing and picture

Reminder: first letter of name is capital and the rest of the letters are lowercase

Title of Book: _____

Reminders:

*Letter of the Week: Oo

*Sight Word of the Week: for

*Weekly Theme: World Heritage

*Parents, please fill out the title of the book you read each night with your child on this homework log under each day of the week.


*Please use a pencil when writing or tracing and crayons to color pictures.

Miscellaneous:

*Letters already taught: Bb, Aa, Tt, Pp, Ss, Mm

*Sight Words already taught: see, I, me, a

*Practicing the letters and sounds a few minutes each day will really help your child :)

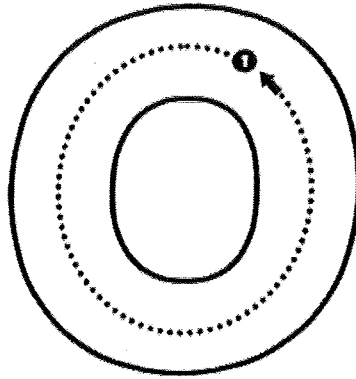
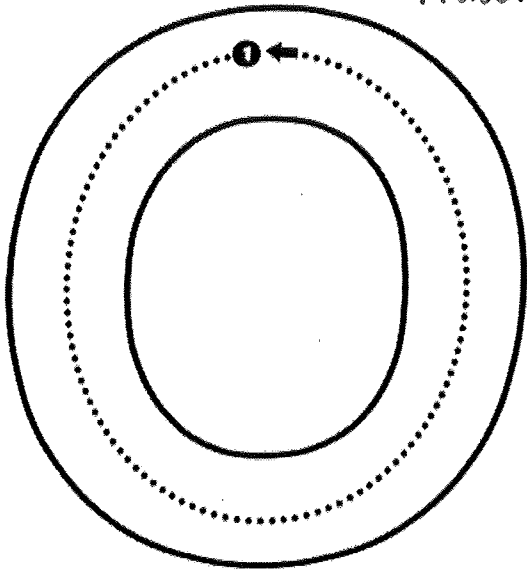


Name: _____


Monday

Let's practice the letter Oo.

Trace:

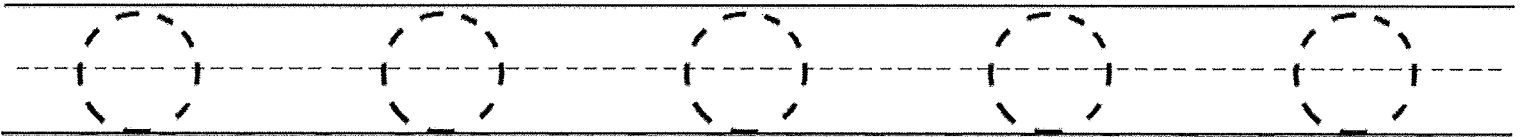


color:




octopus


Trace:



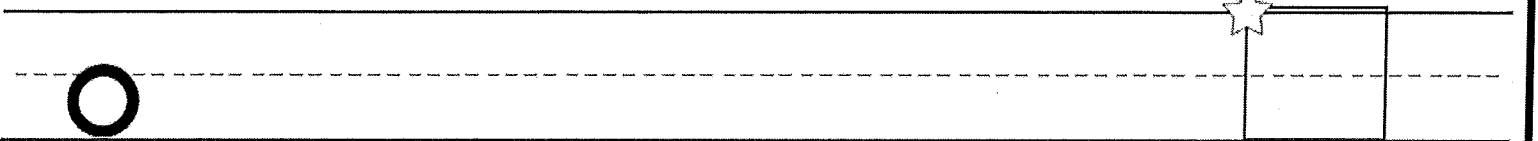
Trace:



Write:



Write:



Name: _____


Date: Tuesday

Questions: _____/4

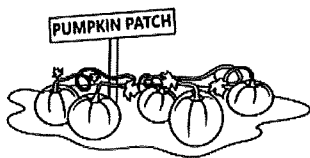
Color the picture
↓

1. Read the story. Parents- read story out loud to your child.
2. Answer the questions. Read questions out loud to your child. students circle the correct answer.

Lilly is going to the pumpkin patch with her family. She is going to pick a big pumpkin. Lilly will make a jack-o-lantern with her pumpkin.



1. Where is Lilly going?




pumpkin patch



camping

2. Who is she going with?



friends



family

3. Is she going to pick a big or small pumpkin?




big



small

4. What is she going to do with her pumpkin?



make pie



jack-o-lantern

Name: _____ Date: _____



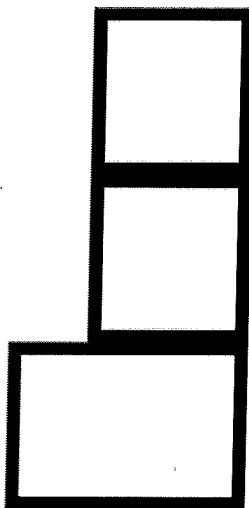
Trace.

for

for

for

Write.




Color.

for for for

Thursday



A picture of me. Draw a picture of yourself with details and background.



I can write my name.

Write your name.