

SECTIONS: KA-KE

NAME: _____

WEEK: 10/7-10/11

TO DO LIST

Reminders

- Please study the weekly learning discoveries as you read the short stories to help aid in exams at the end of the week.
- Homework is turned in every Friday inside the blue folder.
- Students need to know how to read the Sight Words on their own without help.
- Students need to know how to write the spelling words on their own.
- Please complete 45 minutes of I-ready lessons that is due every Friday morning.

Weekly Assessment(s):

- Sight Word Sentence Assessment (students read the sentence aloud)
- Module Assessment (weekly skills)
- Weekly Reading Comprehension Test (based on weekly texts)
- Spelling Test (students write the words on paper on their own)

Monday:

- Complete Monday's Section
- Read Mac the Cat story
- Complete I-ready lesson (login card is stapled onto blue folder.)

Tuesday:

- Complete Tuesday's Section
- Complete I-ready lesson (login card is stapled onto blue folder.)
- Complete Build Words ws

Wednesday:

- Complete Wednesday's Section WS
- Complete I-ready lesson (login card is stapled onto blue folder.)
- Complete One of a Kind WS

Thursday:

- Complete Thursday's Section WS
- Complete I-ready lesson
- Read See the Cat Nap

WEEKLY LEARNING DISCOVERIES:


Fables

A fable is a type of folktale.

Fables usually

- are short
- have talking animals
- take place outside
- teach a lesson

Famous Fables



Character Clues

Use picture and text clues to notice how characters

act



speak



think



feel



Theme

The theme is the message or lesson in a story.

To find the theme, ask

- What did the main character learn?
- What does the author want me to learn?

Common Themes

Be brave!

Be kind to others.

It's ok to be different!

Work together.

Always tell the truth.

Never give up!

Do the right thing.

MODULE 2 - WEEK 4

Essential Question:


What makes each of us special?

Weekly Texts :

Reading Comprehension Skill:
Theme



Genre: Fable
Lexile® Measure: AD740L
Guided Reading Level: I



Genre: Fiction
Lexile® Measure: 470L
Guided Reading Level: E

Reading Comprehension strategy:
Character Clues

Spelling Words:

pin, fin, tin, dad, sap

Phonics:

Short vowel 'i'

Review Nn & Dd

Writing:
Narrative Writing

Grammar:
Synonyms and Antonyms

Vocabulary:
enormous, height, wish

HFW & Sight Words:
and, can, you, said, as

Mac the Cat

by Christina Wilsdon
illustrated by John Joven



-Fold-

This book belongs to

I am Pat. My cat is Mac.

WORD WORK



Speed Read

Read these words.

am my see the no



Picture Hunt

Which pictures start with Cc?
Which pictures start with Pp?




Cc
Pp



"Can you see Mac by the
"No, Pat."





I can see Mac!



"Can you see Mac by the
"No, Pat."



picture



"Can you see Mac by the pan?"
 "No, Pat."



Tap! Tap! Tap!

See the Cat Nap

by Christina Wilsdon



©Maxym022/Dreamstime



pillow

See the cat and the
See the cat nap!

This book belongs to

WORD
WORK



Speed Read

Read these words.

see the and



Picture Hunt

Find these pictures in the story.

cat cap pad



Fold

See the cat and the mat.
See the cat nap!

©zawafoto/Shutterstock

©Maxym022/Dreamstime





©Wesley Ruk/Dreamstime

See the cat and the .
See the cat nap!



box .

See the cat and the
See the cat nap!

©Westend61/Getty Images



©Tetiana Chuhunova/Dreamstime

See the cat and the pad.
See the cat nap!

4

MODULE 2 • WEEK 4 See the Cat Nap



©Benjamin Torode/Moment/Getty Images

See the cat and the cap.
See the cat nap!

5

© Houghton Mifflin Harcourt Publishing Company

Name: _____

Weekly Language Review - Q1:7

Week of: _____


Monday

Read and Check.

☐ from ☐ one

☐ or ☐ had

Trace and Write.




Tuesday

Find and circle this week's words.


for from one on or had

a had the from or on one

Trace and Write.



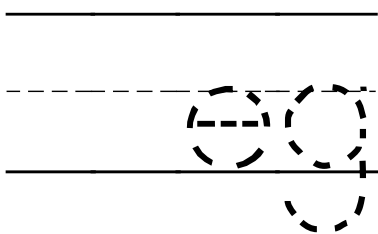
Circle items starting with Y.




Circle items starting with Z.



Write a word that rhymes with LEG.



How many syllables in PAPER?



Draw a picture to show the opposite of ABOVE.

above



Draw a picture to show the opposite of BACK.

back



Wednesday

Trace and Write.

from

or

Write the missing letter. Write the word.



it

Thursday

Trace and Write.

one


had

Write the missing letter. Write the word.

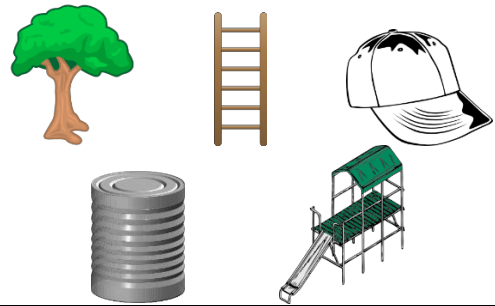


nt

Circle all the things you use to COOK.



Circle all the things you can CLIMB.



How many syllables in SHIRT?




How many syllables WINDOW?




Draw a picture to show the opposite of BEHIND.

behind



Draw a picture to show the opposite of BIG.

big



Name _____

Build Words

You can change letters in words to spell new words.

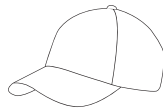
 Change one letter to write the picture name.

1. sat



at

2. tap



ap

3. mat



ma

4. cab



ca

5. tan



an

Name _____

Build Knowledge
and Language

One of a Kind

 Finish the sentence.

I am one of a
kind because

 Draw a picture.

