



# School to Home Letter

Dear Students and Parents,

*Smile, you are loved!*

Students, during the next few days, our math class will be learning how to Compare Numbers Through 5. You can expect to see homework that provides practice in counting, comparing and matching sets with the same, less than and greater than number of objects. You will also see homework with ordinal positions through 5<sup>th</sup>. The instruction for each activity is written at the bottom of each page.






Parents, please download, print and staple this packet. Students should do one page of this packet each evening. It should take them 5 days to complete the packet. They should use the boxes below to check off each day the homework is completed. When the packet is complete, they should put it in their **green** folder and take it to school on Monday September 16, 2024. They will have a test on Friday.

You are welcome to contact: [Kadisha.mills@archimedean.org](mailto:Kadisha.mills@archimedean.org).

Warmly,

Kadisha Mills, Ph.D.

Name: \_\_\_\_\_ Class: \_\_\_\_\_

				
Monday	Tuesday	Wednesday	Thursday	Friday



Name \_\_\_\_\_


LESSON 3.3  
Practice and Homework

## Less Than

1




\_\_\_\_\_  
\_\_\_\_\_  
\_\_\_\_\_




\_\_\_\_\_  
\_\_\_\_\_  
\_\_\_\_\_

2



\_\_\_\_\_  
\_\_\_\_\_  
\_\_\_\_\_



\_\_\_\_\_  
\_\_\_\_\_  
\_\_\_\_\_

© Houghton Mifflin Harcourt Publishing Company

**DIRECTIONS** 1–2. Count and tell how many are in each set. Write the numbers. Compare the numbers. Circle the number that is less.



## Problem Solving • Applications

5




---

---



---

---

---

---

6




---

---

---

---

---

---

7



**DIRECTIONS** 5. Place counters to show a number less than the number of objects. Draw and color each counter. Write how many objects are in each row. 6. Place counters as shown. Count and tell how many are in each set. Write the numbers. Compare the sets by matching. Circle the number that is less than the other number. 7. Count the fish in the bowl at the beginning of the row. Circle all the bowls that have a number of fish less than the bowl at the beginning of the row.



**HOME ACTIVITY** • Show your child a set of two to five objects. Have your child show you a set of objects that has a number of objects less than you have.

© Houghton Mifflin Harcourt Publishing Company



## Lesson Check

4



\_\_\_\_\_

\_\_\_\_\_

\_\_\_\_\_



\_\_\_\_\_

\_\_\_\_\_

\_\_\_\_\_

## Spiral Review

5

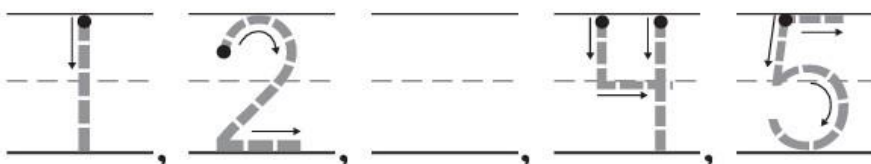


\_\_\_\_\_

\_\_\_\_\_

\_\_\_\_\_

6



**DIRECTIONS** 4. Count how many objects are in each set. Write the numbers. Compare the numbers. Circle the number that is less. 5. Count and tell how many cats. Write the number. 6. Trace or write the numbers in order.




Name \_\_\_\_\_

LESSON 3.6  
Practice and Homework

## Ordinal Numbers to 5th

1



first

2



first

3



first

4



first

© Houghton Mifflin Harcourt Publishing Company

**DIRECTIONS** 1. Circle the first duck. Draw a line under the fifth duck. 2. Circle the second dog. Draw a line under the fifth dog. 3. Circle the third sheep. Draw a line under the fourth sheep. 4. Circle the first turtle. Draw a line under the fourth turtle.



## Lesson Check

5

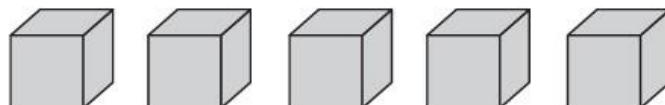


first

☐
☐
☐
☐
☐

## Spiral Review

6



1


2

4

5

☐
☐
☐
☐

7


☐
☐
☐
☐

**DIRECTIONS** 5. Which sailboat is fourth in line? Mark under your answer.  
6. Count how many blocks. Mark under your answer. 7. Which group shows three trucks? Mark under your answer.



