

# “What does a scientist do?”



Follow instructions on the pages to put together your scientist.

In the empty boxes on page 4, come up with 8 other things scientists do.

For example:

Scientists think, explore, learn, write, gather clues or evidence etc.

Be creative when making your scientist!

You can decorate your lab coats and color as you wish. You can print on cardstock or glue onto a thicker poster-like paper to make it more durable.

This will count as a homework and project grade. Take your time and have fun with it!

Due date: Monday, September 16<sup>th</sup>.

# Kindergarten Project Rubric

Project: What Do Scientists Do?

Student Name: \_\_\_\_\_ Section: \_\_\_\_\_ Date: \_\_\_\_\_

Criteria	Level 1 (Needs Work)	Level 2 (Good)	Level 3 (Very Good)	Level 4 (Excellent)	Score
<b>Project Criteria</b> (I followed the instructions, ideas, and examples given)					
<b>Craftsmanship</b> (I worked neatly and used my materials carefully)					
<b>Composition</b> (How does my project look overall?)					
<b>Attitude &amp; Effort</b> (How did I present my project in class?)					

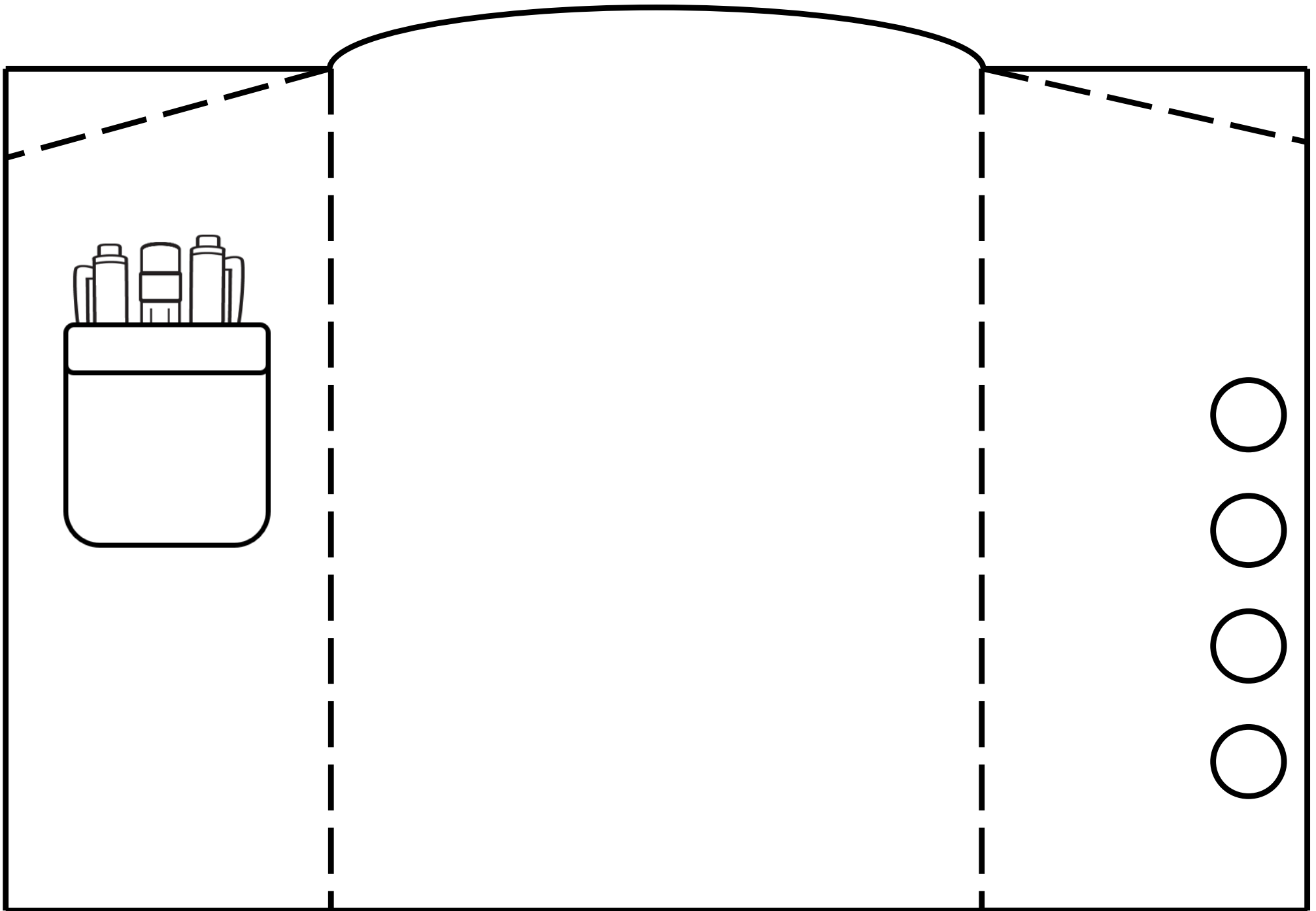
Comments:


---

---

---


Cut on the solid black line, fold on the dotted line.



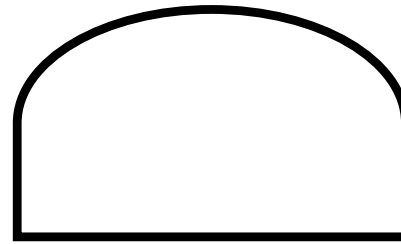
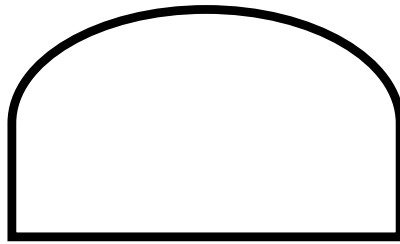



arms

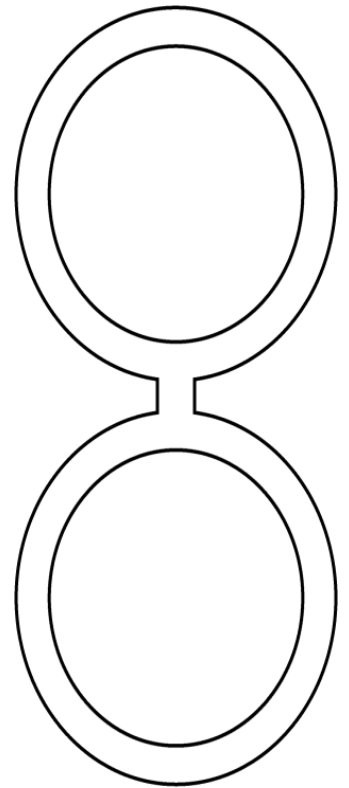
legs



hands



shoes



HAVE FUN!

**Scientists...**



think

measure



learn



experiment

