

SECTIONS: KA-KE

NAME: \_\_\_\_\_

WEEK: 8/26- 8/30

TO DO LIST

## Reminders

- Please study the weekly learning discoveries as you read the short stories to help aid in exams at the end of the week.
- Homework is turned in every Friday inside the blue folder.
- Students need to know how to read the Sight Words on their own without help.
- Students need to know how to write the spelling words on their own.
- Please print and have ready all the weekly worksheets with the FIRST and LAST name.

## Weekly Assessment(s):

- Module Test (based on weekly learning skills)
- Sight Word Sentences (Students are to read the sentences to the teacher).

Monday:

- Complete Monday's Section
- Practice Phonic Booklet "Letter Sounds"
- Letter A and Letter B Worksheets

Tuesday:

- Complete Tuesday's Section
- Practice Phonic Booklet "Letter Sounds"
- Read Aa-Bb story (books will progress in difficulty over time)

Wednesday:

- Complete Wednesday's Section WS
- Letter C and Letter D Worksheets
- Practice Phonic Booklet "Letter Sounds"

Thursday:

- Complete Thursday's Section WS
- Reading Comprehension Day 4 & 5
- Read Cc-Ff story

## WEEKLY LEARNING DISCOVERIES:

### Characters

the people, animals, or creatures in a story



### Setting

where and when a story takes place



A **NOUN** is a...

### Person



### Place

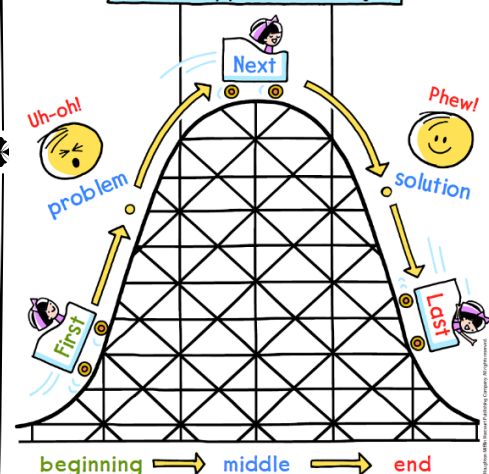


### Thing



### Plot

what happens in a story




## MODULE 1 - WEEK 2

Essential Question:


What will I discover in Kindergarten?

Weekly Texts :

Reading Comprehension Skill:  
Story Elements



Genre: Fiction  
Lexile® Measure: AD480L  
Guided Reading Level: L



Genre: Fiction  
Lexile® Measure: 200L  
Guided Reading Level: D

Reading Comprehension strategy:  
Finding the Plot

Spelling Words: N/a  
Spelling Test Practice TBA

Phonics:  
Short Vowel 'a'

Writing:  
Opinion Writing

Grammar:  
Nouns - a person, place, thing or idea

Vocabulary:  
discover, dream, partners

HFW & Sight Words:  
am, a, the, can

# Hello, Family!

Welcome to kindergarten! Your child is probably full of questions about what's in store for the year ahead. Over the next month, our class will answer a lot of those questions as we work together to discover what kindergarten is all about.

We will read books about school and find out about schools around the world. Children will write about their favorite things and create a "Kindergarten Guide" packed with information to share with children heading to kindergarten next year.

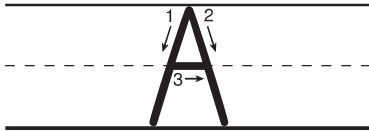
## Bring It Home

Here are some ideas for practicing the skills we are learning at school.

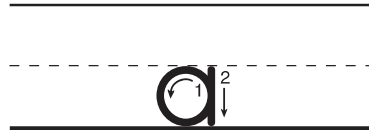
GIVE ME SOME DIRECTION!	BIG IDEA WORDS
<p>Build listening skills by giving directions and helping your child follow through:</p> <ul style="list-style-type: none"> <li>Start with one-step directions and gradually work up to two- and three-step directions.</li> <li>Use words like <i>first</i>, <i>then</i>, and <i>next</i> to help children remember directions. For example: <i>First, brush your teeth. Then put on your shoes.</i></li> </ul>	<p>Reinforce these important topic words when you are reading or talking with your child:</p> <p>discover dream partners</p>
WORD PLAY	WORDS TO KNOW
<p>Play with letters and sounds to help develop skills that are important for reading:</p> <ul style="list-style-type: none"> <li>Sing the ABCs and songs that rhyme.</li> <li>Play "I Spy" to find alphabet letters around home or when you are out and about.</li> <li>Read alphabet books and recite nursery rhymes. Ask your child to name the letters or tell you words that rhyme.</li> </ul>	<p>Practice reading and spelling these words that children will see a lot in books they read:</p> <p>a I see the</p>
LET'S READ TOGETHER	OPINION WRITING
<p>Make a special time and place to read with your child every day. While you read, ask:</p> <ul style="list-style-type: none"> <li><i>What's happening in the picture?</i></li> <li><i>Who is the story about? Where does it happen?</i></li> <li><i>What is the book about? What did you learn?</i></li> <li><i>Can the picture help you with the word ____?</i></li> </ul>	<p>Support your child to write about how he or she thinks or feels about something and why:</p> <ul style="list-style-type: none"> <li>Ask your child to share opinions throughout the day. For example: <i>Would you rather have ____ or ____ for dinner? Tell me why.</i></li> <li>Share opinions with your child using "I think" and "In my opinion." Make sure to give reasons why!</li> </ul>

Name \_\_\_\_\_


# Letter Aa



1. Start at the top.  
Slant left.
2. Lift to the top.  
Slant right.
3. Lift to the middle.  
Slide right.



1. Start just below the middle. Circle back.
2. Pull down straight.



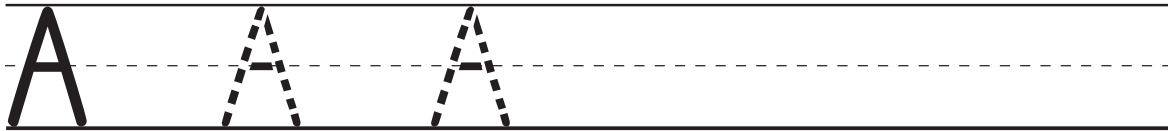
apple



Trace and write the letters.

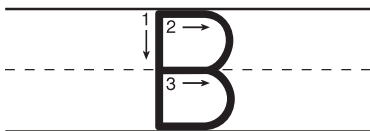


Circle your best one.

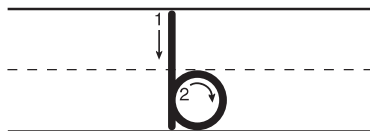


Name \_\_\_\_\_


# Letter Bb



1. Start at the top.  
Pull down straight.
2. Lift to the top.  
Circle forward.
3. Circle forward  
again.



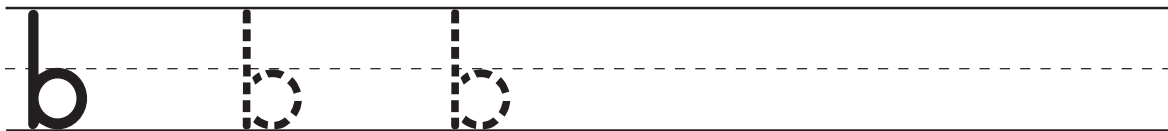
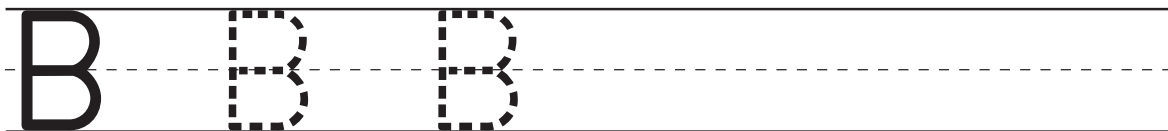
1. Start at the top.  
Pull down straight.
2. Lift to the middle  
and circle forward.



**bear**

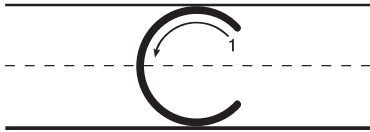
 Trace and write the letters.

 Circle your best one.

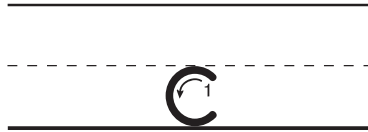


Name \_\_\_\_\_


# Letter Cc



1. Start just below the top. Curve back and around.



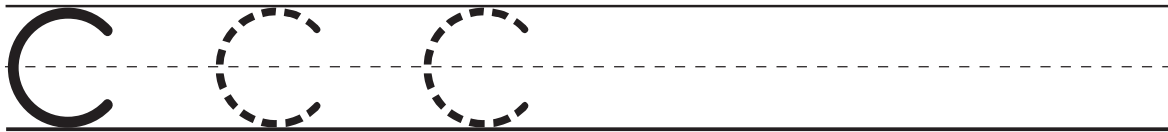
1. Start just below the middle. Curve back and around.



cat

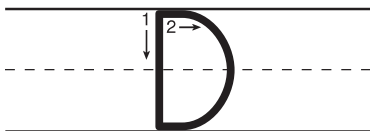
 Trace and write the letters.

☐ Circle your best one.

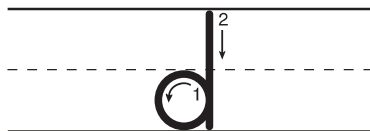


Name \_\_\_\_\_


# Letter Dd



1. Start at the top.  
Pull down straight.
2. Lift to the top.  
Circle forward.



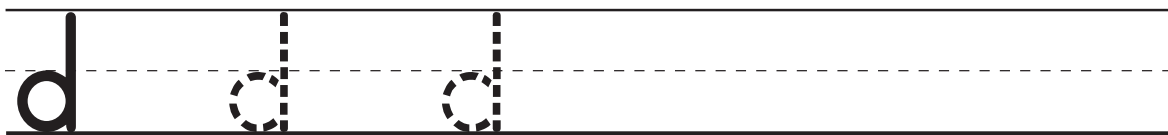
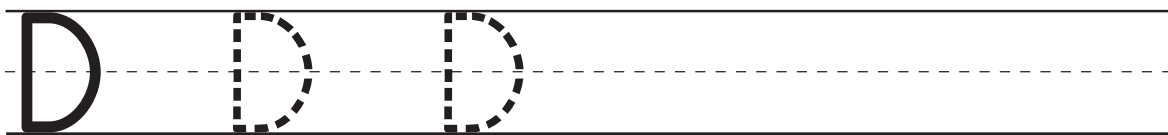
1. Start just below the middle. Circle back.
2. Lift to the top and pull down straight.



duck

 Trace and write the letters.

☐ Circle your best one.



Name:

Weekly Language Review - Q1:1

Week of:

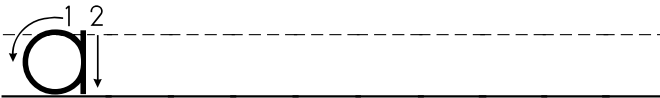
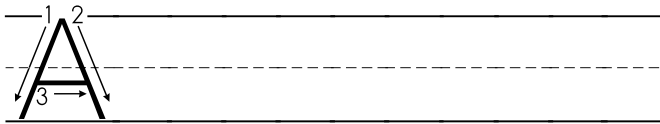
## Monday

Read and Check.

☐ the ☐ and

☐ of ☐ a

Trace and Write.




Circle objects starting with A.



Color capital A RED.  
Color lowercase a BLUE.

A a c b a a Y  
A e A u g H w

What rhymes with CAT?



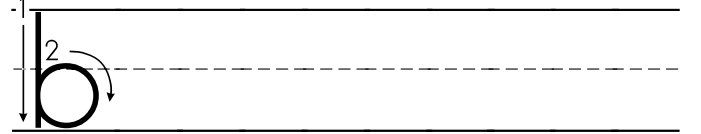
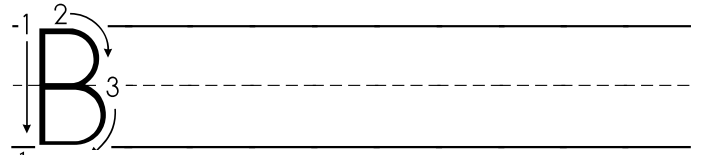
## Tuesday

Find and circle this week's words.

the you of and is a me

of the by and if be a

Trace and Write.



Circle objects starting with B.



Color capital B BLUE.  
Color lowercase b GREEN.

H B d c b B E  
e b h B D a b

What rhymes with SAD?





## Wednesday

Trace and Write.

the


of

Trace and Write.

C

c


Circle objects starting with C.



Color capital C RED.  
Color lowercase c BLUE.

G a c C O b c  
C p c Q C a u

What rhymes with CAP?



## Thursday

Trace and Write.

and


a

Trace and Write.

D

d


Circle objects starting with D.



Color capital D YELLOW.  
Color lowercase d GREEN.

B d D b R D d  
d g p D G U b

What rhymes with TAG?



# DEAR PARENTS,

Throughout the year, your child will be learning and practicing their letter and sounds to enhance their decoding skills. Each booklet targets a specific phonics skill and continues to build on the skills students have master to help their reading abilities. Each page works on different variations of the individual skill on that level.

Please practice with your child at home. Be sure to move around the list to ensure your child is not memorizing the order of the sounds or words, but truly decoding the phrase. When your child reaches mastery, have the turn in their booklet to check in with me in order to move into the next level in their booklet. In order for your child to "pass" your child will need to be able to read the sounds or phrases with ease.

Every time your child levels up, they will place a sticker on the front cover of their booklet. When they finish the booklet, they will move onto the next skill and continue to build their phonics fluency. I highly encourage spending some time practicing your child's phonics fluency as part of your nightly routine.

Thank you!

# PHONICS FLUENCY

## Letter Sounds

1

5

2

6

3

7

4

8

Name: \_\_\_\_\_

8

Z, X

Z

X

x

Z

x

Z

Z

X

Z

X

1

M, A, S, T

M

a

S

T

a

S

t

m

A

S

2

P, N, I, C

i

n

P

n

C

I

C

p

C

i

7

Q, Y

q

Y

y

Q

y

q

q

Y

Q

y

6

V, U, J

J

u

V

U

j

v

J

V

u

j

3

F, D, H, O

F

D

O

h

O

d

f

d

H

O

4

R, B, L, K

I

R

b

r

k

B

k

K

L

r

5

E, G, W

e

G

w

E

W

e

G

w

g

E

This book belongs to


---



---



---



**Aa-Bb**

by Cindy Kapoor  
illustrated by Bao Luu

**Aa**



**The**



LETTER  
WORK

**W** Letter Hunt

Which letters match? Count them!

**A**

B A  
B A B

**a**

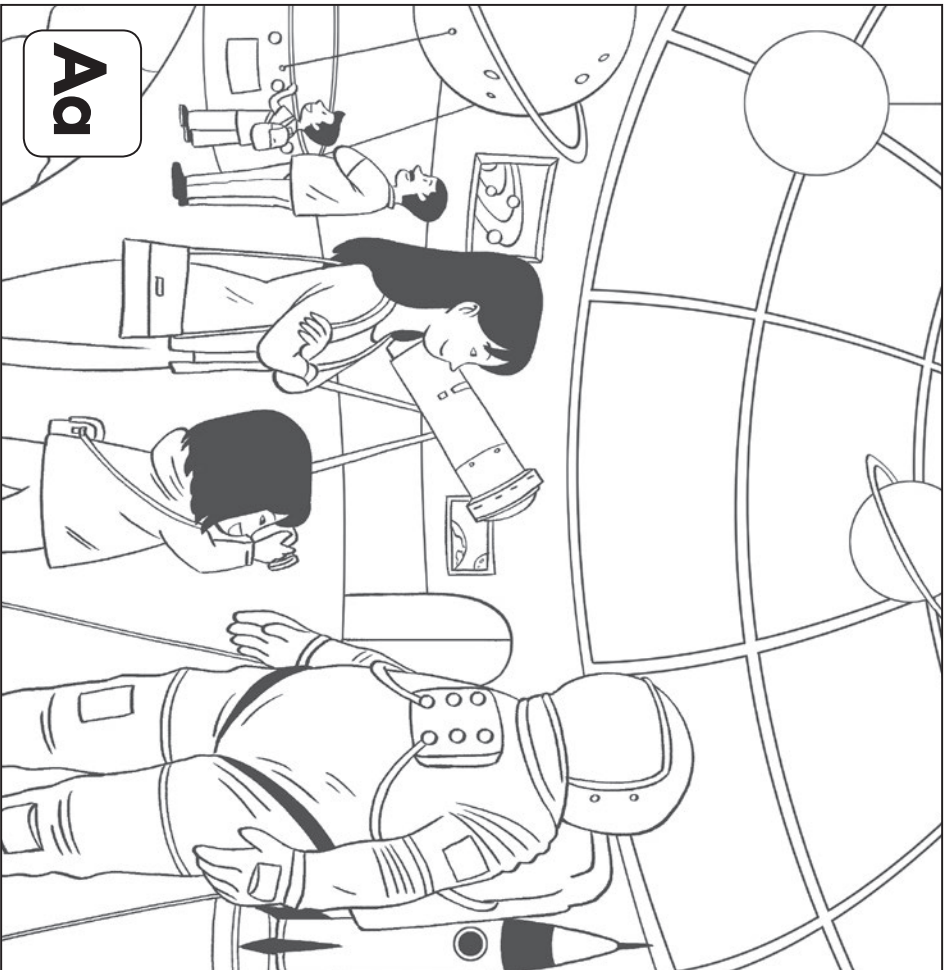
a b a  
b a

**B**

B A B  
A B

**b**


a b  
b a b



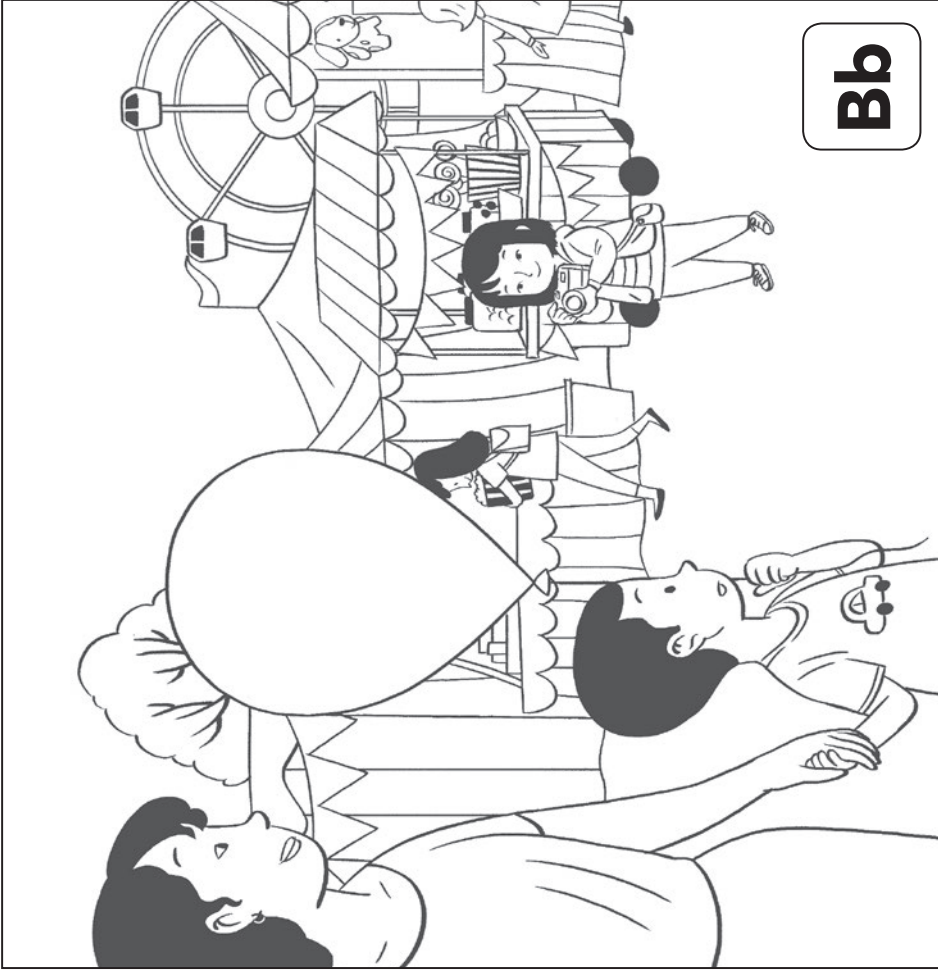
The




- Fold -



—Fold—



The .



Bb

The



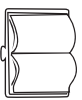
.

- Fold -



Bb

The



.



This book belongs to \_\_\_\_\_

\_\_\_\_\_

\_\_\_\_\_

\_\_\_\_\_

**Cc-Ff**

by Cindy Kapoor



The  .

# LETTER WORK



## Letter Hunt

Which letters match? Count them!



C

C C F D C C E C

c

c d c c f c c

D

D D D C D D E D

d

c d c d c d c d f d

E

E E E D E E C D C

e

e e e e f e e e f e

F

D F F F F C F C F

f

d f c c d f c f f

© Jupiterimages/Brand X/Media Bakery



Dd

The



© Jupiterimages/Brand X/Media Bakery

Fold





**Ff**

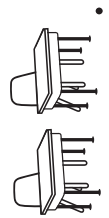


The

6



**Dd**



The

3



**Ee**

The .

© Blend Images/Ariel Skelley/Getty Images, (egg); © Martin Paho/EyeEm/Getty Images

—Fold—



**Ff**

The .

© Michele Constantini/PhotoAlto/Media Bakery