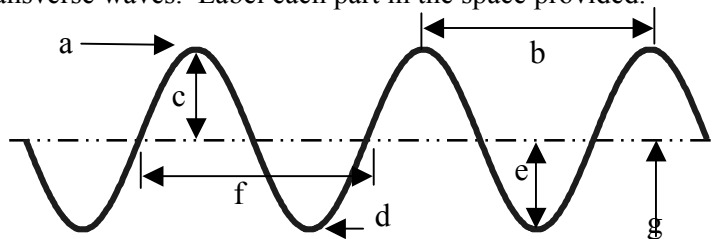


Name _____ Date _____ Period _____

Waves Unit 2, Worksheet 5

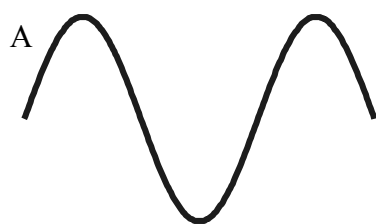
1. The illustration below shows a series of transverse waves. Label each part in the space provided.

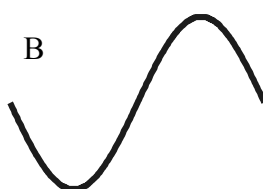
- a. _____
- b. _____
- c. _____
- d. _____
- e. _____
- f. _____
- g. _____

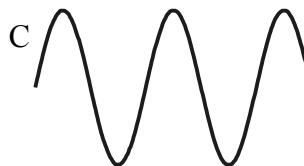


Fill in the blanks:

- 2. Waves carry _____ from one place to another.
- 3. The highest point on a transverse wave is the _____ while the lowest part is the _____.
- 4. The _____ is the height of the wave.
- 5. The distance from one crest to the next is the _____.
- 6. Below are a number of series of waves. Underneath each diagram write the numbers of waves in the series.









- a. Which of the above has the biggest amplitude? _____
- b. Which of the above has the shortest wavelength? _____
- c. Which of the above has the longest wavelength? _____

7. Express in words and mathematically the relationship between

- a. period and frequency

b. wavelength and frequency

c. wavelength and period

8. Consider a wave generator that produces 10 pulses per second. The speed of the waves is 300. cm/s.

- a. What is the wavelength of the waves?

b. What happens to the wavelength if the frequency of pulses is increased?