

SECTIONS: KA-KE

NAME: _____

WEEK: 04/28- 05/02

TO DO LIST

Reminders

- Please use the weekly learning discoveries as you read the short stories to help aid in exams at the end of the week.
- Homework is turned in every Friday inside the blue folder.
- Students need to know how to read the Sight Words on their own without help.
- Students need to know how to write the spelling words on their own.
- Please complete 45 minutes of I-ready lessons that is due every Friday morning.

Weekly Assessment(s):

- Module Assessment (weekly skills)
- Weekly Reading Comprehension Test (based on weekly texts)

Monday:

- Complete Monday's Section WS
- Complete I-ready 15min (graded friday)
- Reading Comprehension WS 1

Tuesday:

- Complete Tuesday's Section WS
- Read Rice Is Nice!
- Complete I-ready 15 min (Graded friday)
- Journal Writing WS 1

Wednesday:

- Complete Wednesday's Section WS
- Complete I-ready 15min (graded friday)
- Reading Comprehension WS 2

Thursday:

- Complete Thursday's Section WS
- Read Rice Race
- Journal Writing WS 2

WEEKLY LEARNING DISCOVERIES:

SOFT & HARD C

The letter c can represent two sounds!

city
soft c

If the letter after the c is **e, i, or y**, it makes the soft sound /s/.

camp
hard c

If the letter after the c is **anything else**, it makes the hard sound.

SOFT



HARD



SOFT & HARD G

The letter g can represent two sounds!

giraffe
soft g

If the letter after the g is **e, i, or y**, it makes the soft sound /j/.

goat
hard g

If the letter after the g is **anything else**, it makes the hard sound.

SOFT



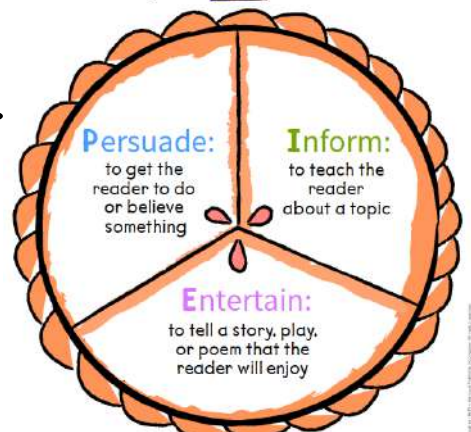
HARD



Author's Purpose

the reason why an author writes a text

It's as easy as **PIE** to remember...



MODULE 8 - WEEK 4

Essential Question:

How do plants become food?

Weekly Texts :

Reading Comprehension Skill:
Author's Purpose



Genre: Fiction
Lexile® Measure: AD540L
Guided Reading Level: K



Genre: Informational Text
Lexile® Measure: 340L
Guided Reading Level: H

Reading Comprehension strategy:
• Fact or opinions

Spelling Words:
N/A

Phonics:
Hard and Soft 'C' and 'G'

Writing:
Opinion Writing

Grammar:
Editing Sentences

Vocabulary:
peel, row, serve

HFW & Sight Words:
Review Q1-Q3 Words

Monday

Write the missing letters. Write the word.



ink

Tuesday

Draw a picture to show the opposite of ABOVE.

Above



Spell the word.



Circle the missing word.

Where Why How

_____ did you put my pencil?

Circle the NOUNS. Underline the VERB.

The girl made a bracelet.

Add detail to the sentence.

The girl made a bracelet.

The _____ girl made
a bracelet.

Act it out.

- ☐ talk
☐ yell
☐ whisper

Act it out.

- ☐ sleep
☐ daydream
☐ nap

Draw a picture of something small.

Draw a picture of something slow.

Wednesday

Circle the missing word.

to from in

I am driving _____ school this morning.

Spell the word.



Circle the NOUN. Underline the VERBS.

The dog ran and jumped.

Act it out.

☐ eat

☐ gobble

☐ munch

Draw a picture of something fast.

Thursday

How many syllables in picnic?



Write the sentence correctly.

my friend is in my class

Add detail to the sentence.

The dog ran.

The dog ran _____.

Act it out.

☐ clap

☐ cheer

☐ shout

Draw a picture of something sharp.

Name _____

Reading Comprehension

Read the short passage and answer the questions.

Going Camping

Ryan is going camping. He is camping with his entire family. They will go fishing in the mornings and sit by the fire at night. It will be so much fun!



1. Who is going camping?	<input type="radio"/> Todd <input type="radio"/> Ryan <input type="radio"/> me
2. Who is he going with?	<input type="radio"/> his dad <input type="radio"/> Joe <input type="radio"/> his family
3. What will they do in the mornings?	<input type="radio"/> sit by the fire <input type="radio"/> go fishing <input type="radio"/> play games

Name _____

Reading Comprehension

Read the short passage and answer the questions.

Mary's Garden

Mary is planting flowers in her garden. She plants two red flowers and one purple flower. Mary will show her garden to Lisa. Lisa is Mary's friend.






1.	Who is planting flowers?	<input type="radio"/> John <input type="radio"/> mom <input type="radio"/> Mary
2.	How many red flowers does she plant?	<input type="radio"/> one <input type="radio"/> two <input type="radio"/> three
3.	Who is Lisa?	<input type="radio"/> Mary's friend <input type="radio"/> Mary's mom <input type="radio"/> Mary's teacher

me: _____

Build a Sentence Set I

Choose one word from each box to write a sentence. Write three sentences.

I	like	cookies.	
You	eat	pizza.	
		cake.	
		apples.	

☐ I can write neatly.  ☐ I can use capital and lowercase letters.  ☐ I can add punctuation.  ☐ I can use space.

A series of horizontal lines for handwriting practice. Each set consists of a solid top line, a dashed midline, and a solid bottom line. There are three such sets stacked vertically, providing a template for letter height and placement.

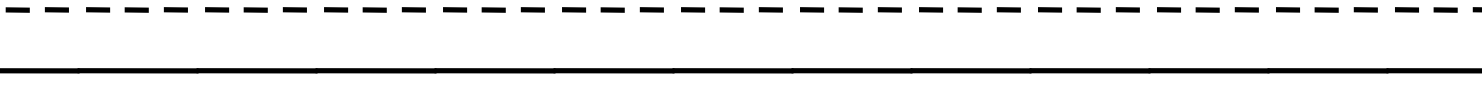
me: _____

Build a Sentence Set 2

Choose one word from each box to write a sentence. Write three sentences.

He She	can will	jump. play. hike. hop.
-----------	-------------	---------------------------------

☐ I can write neatly.  ☐ I can use capital and lowercase letters.  ☐ I can add punctuation.  ☐ I can use space.



Handwriting practice lines consisting of three sets of horizontal lines. Each set includes a solid top line, a dashed midline, and a solid bottom line, providing a guide for letter height and placement.



Ace and Gem must pick
rice for Mom.

-Fold-

This book belongs to



“Gem, we can race. I can pick ten bags of rice stems in no time!” said Ace.

Gem nods.

WORD WORK



Speed Read

Read these words to be a better reader.

back takes into
make home time




Show You Know

Tell about the story.

race rice Gem

Ace and Gem pick ____ for mom.
They have a rice ____.

Ace and ____ do a nice job.



Ace and Gem race back home.
 “Just in time!” yells Mom.
 “Nice job!”




The race takes them deep into
 the rice stems. They pick rice
 at a quick pace.

-Fold-



The kids stop to rest.
 Ace wipes his face. “Gem?
 Where are we, Gem?”

— Fold —



“Ace, our home is past that
 huge hill. We will make it
 back just fine,” Gem tells him.

Rice Is Nice!

by Opal Reese



©Andrew Paterson/Alamy Stock Photo. ©Paula Bronstein/Getty Images

Fold

This book belongs to

See this man? He spills seeds
on land. Rice seeds!

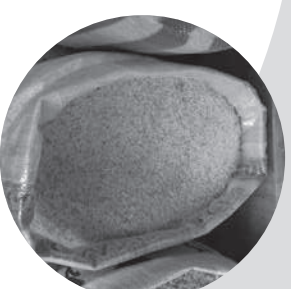
WORD WORK



Blend and Read

Read these words.

What is the same?



Soft c

rice spice
nice slice

Soft g

huge stage



Word Hunt

Find these words in the story.

home this will cut

The land must be all wet.
It must be flat, too. This will
help rice stems pop up.

©Andrew Paterson/Alamy Stock Photo ,©Tom Wang/Alamy Stock Photo

Fold

©Anthony Asael/Alamy Stock Photo



©Andrew Paterson/Alamy Stock Photo. ©Giuseppe Esposito/Dreamstime, (Inset) ©Mike Payless/Shutterstock

Make the rice at home. Spill it
into a big pot. Shake spice
on it. Rice is nice!

Fold



©Andrew Paterson/Alamy Stock Photo. ©Jxztzy/E+/Getty Images

Rice stems get big. At this
stage, it is time to cut and
stack them.



©Andrew Paterson/Alamy Stock Photo, (t) ©pesto27/Stockphoto/Getty Images, (b) ©Joe nicequy/Shutterstock

Fold



©Andrew Paterson/Alamy Stock Photo, ©Anthony Asael/Alamy Stock Photo

All rice is cut by hand or with
big rigs that slice fast.

We get rice in shops. Rice
can be in a box or sacks.
Huge sacks!