

Ms. Paraskos

Week of 4/29 - 5/3

ELA Homework

Name: _____



Homework Directions:

1. **Reading:** Read the assigned story and fill in your reading log every day.
Complete the attached reading worksheets.
2. **Spelling:** Choose one activity from the spelling choice board to complete.
3. **Grammar:** Complete the attached practice worksheet.
4. Review for your tests and quizzes using the attached skills page.

Reminders:

- iPads need to be in class and fully charged every day.
- Students should always have their Archimedean and Purple folders in their backpacks.
- Please check your Archimedean folder every night for papers to either leave at home or complete and return to school.

Assessments:

5/1: Reading Quiz on
Deserts

5/2: Grammar Quiz on
Subject Pronouns

5/3: Spelling Test and
Reading Test

Important Dates:

May 11: PTO Hero Dance

May 14-17: STAR Reading PM3



Sections:

1B, 1D, and 1E

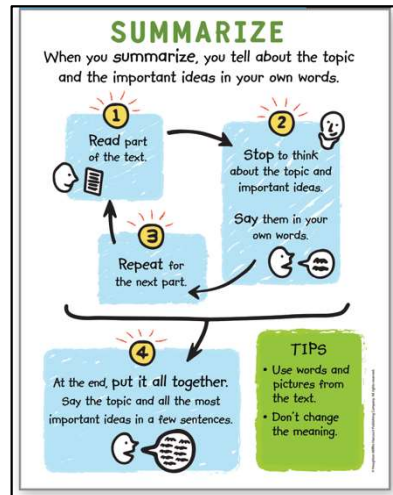
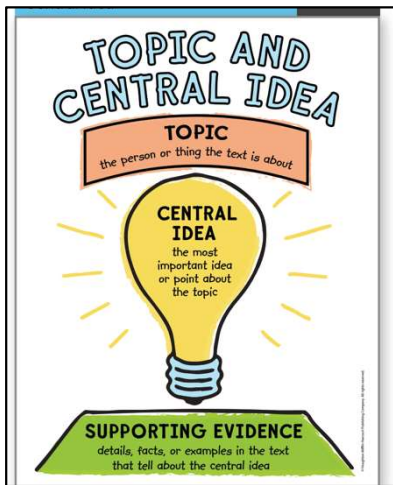

HMH Module 7:

The Big Outdoors


Week 2

Essential Question: How do things in nature change?

Reading Skills



Weekly HMH Story:



Spelling Words:

Phonics - Long e Patterns

- | | |
|---------|------------|
| 1. team | 9. see |
| 2. be | 10. she |
| 3. read | 11. flute |
| 4. feet | 12. tube |
| 5. tree | 13. woke |
| 6. keep | 14. game |
| 7. eat | 15. peanut |
| 8. mean | 16. bridge |

Sight Words:

Practice reading these words each night.

- | | |
|----------|----------|
| 1. below | 5. old |
| 2. far | 6. only |
| 3. hear | 7. open |
| 4. hold | 8. round |

Vocabulary:

Vocabulary Skill: Suffixes -less

Vocabulary Words: decided, dunes, edges, explore, ledges, lugged, noticed, preserve, rest, shrubs, spines & trace

Fluency

Phrasing

Writing

Personal
Narrative



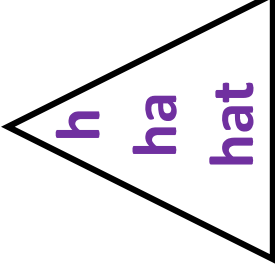
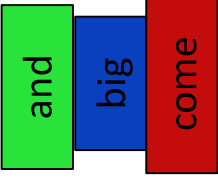






Grammar

Subject Pronouns

Social Studies


Economics

Spelling Choice Board

<p><u>Draw a Picture</u> Draw a picture to go with each of your words.</p> 	<p><u>Small, Medium, Large</u> that that that</p>	<p><u>Magic Words</u> Write your words using a white crayon. Color over it with marker.</p> 	<p><u>Pyramid Words</u></p> 	<p><u>ABC Order</u> Write your words in alphabetical order.</p> 
<p><u>Silly Story</u> Write a silly story using all of your words.</p> 	<p><u>Rainbow Write</u> Use at least 3 colors to write each word.</p> 	<p><u>Rhyme Time</u> Write a rhyming word for each of your words. Your word: can Rhyming word: fan</p>	<p><u>Hidden Picture</u> Hide your words in a picture.</p> 	<p><u>Fancy Words</u> Write your words in a fancy style.</p> <p>you what have</p>
<p><u>Pattern Write</u> Write your word in a pattern with 2 colors.</p> 	<p><u>Forwards and Backwards</u> Write your words forwards and backwards.</p> <p>what → tahw</p>	<p><u>Opposite Hand</u> Write your words with your opposite hand.</p> 	<p><u>Type it Up</u> Use your computer to type your words in any font.</p> <p>came from where</p>	<p><u>Dot Words</u> Write your words and then dot over them.</p> 

Weekly Reading Log

April 29th – May 2nd



	Book Title	Author	Read to Self	Read to Parent	Parent's Initials
Monday 20 Minutes	I chose to read:				
Tuesday 20 Minutes	Decodable Text: Desert <small>*Assigned in the HMH app on the iPad*</small>	Quinn M. Arnold			
Wednesday 20 Minutes	Cold Read: Budget Your Money <small>*Story attached to this week's homework packet*</small>	N/A			
Thursday 20 Minutes	Cold Read: Budget Your Money <small>*Reread and complete the comprehension pages*</small>	N/A			

How can you describe the land or a living thing from Deserts for someone who has never seen it?

Budget Your Money



Challenge Words:

money
budget
lose

- 1 Do you have your own money at home?
- 2 Then you need a plan for the best way to use it.
- 3 That plan is called a budget.
- 4 A budget will help you save your money.
- 5 It lets you spend money too!
- 6 With a budget, you may get socks, snacks, or gum.
- 7 You can make a plan to get games.
- 8 You can think about what you want and make a plan.
- 9 A budget helps you save up for the things you want.
- 10 If you have money, then you should make a plan for using it!
- 11 You can spend some money, and you can also save some money.
- 12 A budget won't help you if you lose your cash.
- 13 Keep your money safe so you can save up to get what you want or need.



What's the Main Idea?

Name: _____


Main Idea

The main idea is _____




Detail #1

First, _____



Detail #2

Second, _____



Detail #3

Third, _____

Name: _____

Budget Your Money

1. What is this text about?

- ☐ a buying a new pet
- ☐ b playing games with friends
- ☐ c saving and spending money

2. What can you do if you have money?

- ☐ a save or spend it
- ☐ b read it
- ☐ c sleep on it

3. What does a budget help you do?

- ☐ a eat
- ☐ b plan
- ☐ c sleep

4. What does safe mean?

- ☐ a not likely to be hurt
- ☐ b not likely to sleep
- ☐ c not likely to laugh

5. Would you spend your money or save it? Explain.

Name: _____

I. Pronouns

A. Directions: **Circle the letter of** the correct **subject pronoun** for each underlined noun.

1. James plays soccer.

- a. he b. she



2. Abbia and Annika are inside the classroom.

- a. They b. We



3. My sister plays the violin.

- a. he b. she



4. Her paper bag is full of toys.

- a. he b. it



5. Tiffany and I are friends.

- a. I b. We



B. Directions: **Choose** the correct **object pronoun** for each sentence. **Write the letter** of your answer on the **blank**.

1. I am happy because my teachers told _____ I have high grades.

- a. me b. it

2. Gabe and Rora are playing. I want to join _____ .

- a. them b. her

3. I haven't seen Carl around. Have you seen _____ ?

- a. it b. him