

Directions: Cut out the pictures on pg. 35. Glue each picture in the square below to show how the picture makes you feel.

Monday

Identify emotions/feelings.

Name: \_\_\_\_\_



happy







sad



mad




silly






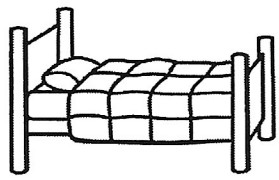

Name: \_\_\_\_\_

# Word Builder



① Cut out the letters and build the words.

② color the pictures nicely ☺

© My Teaching Pal

a	c	e	n	t
t	b	d	e	




# Taking Turns

wednesday

Taking turns can be hard. Sometimes you have to wait. Sometimes a friend has to wait. But taking turns gives everyone a chance to play.

1. Look at the picture. Color  if they are taking turns or  if they are not.



2. Color the face that shows how you feel when a friend does not want to share or take turns with you.






# I Choose to Be Kind

Thursday


I make good choices. I choose to be kind.

Look at the picture.

Color 😊 yes if the friends are being kind. Color ☹️ no if the friends are not being kind.



😊 yes ☹️ no



😊 yes ☹️ no



😊 yes ☹️ no



😊 yes ☹️ no