



SECTIONS: KA-KE

NAME: _____

WEEK: 5/6-5/10

TO DO LIST

Reminders

- Read and review Phonic Booklet every day, turn in for assessment level up when ready.
- I-ready weekly 45 min due every Friday.
- Reading Comprehension stories turned in without text evidence used will cause a deduction in completion grade.
- Please study the weekly learning discoveries as you read the short stories to help aid in exams at the end of the week.

Weekly Assessment(s):

- Module Test
- Weekly Text Comprehension Quiz
- Cold Reading Practice
- Sight Word Sentences (Writing)
- Sight Word Sentences (Verbal)

Monday:

- Complete Monday's Section
- Reading Comprehension Day 1
- Read Val and Pop and The Deer

Tuesday:

- Complete Tuesday's Section
- Reading Comprehension Day 2
- Ending Punctuation WS 1
- 5W Questions Reading Comp 1

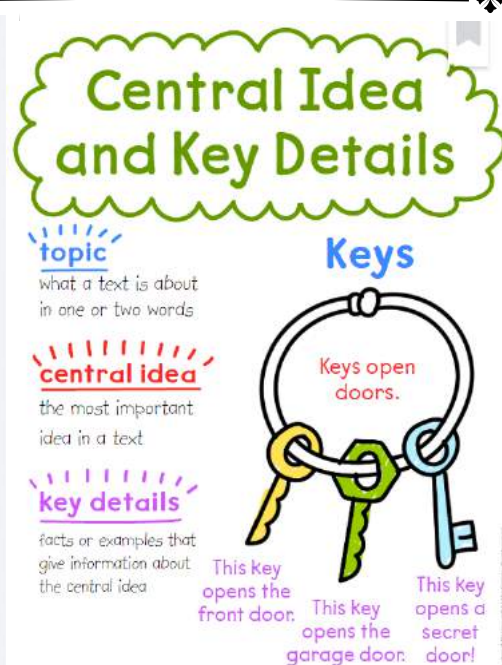
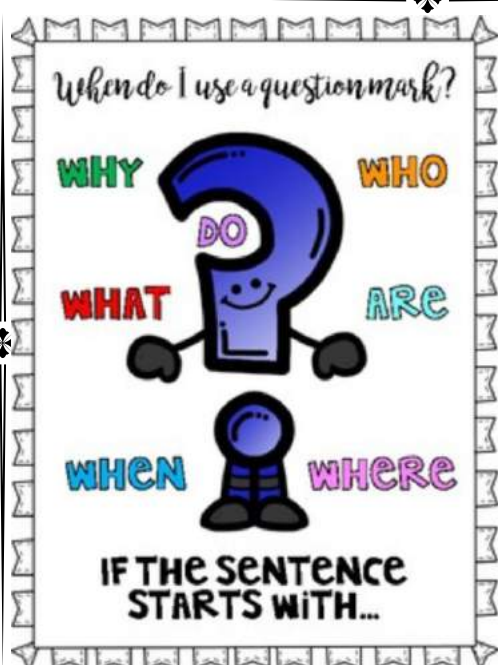
Wednesday:

- Complete Wednesday's Section WS
- Ending Punctuation WS 2
- 5W Questions Reading Comp 2
- Reading Comprehension Day 3

Thursday:

- Complete Thursday's Section WS
- Reading Comprehension Day 4 & 5
- Ending Punctuation WS 3
- 5W Questions Reading Comp 3

WEEKLY LEARNING DISCOVERIES:




MODULE 9 - WEEK 1

Essential Question:


Why do living things need homes?

Weekly Texts :

Reading Comprehension Skill:
Central Idea



Genre: Informational Text
Lexile® Measure: 220L
Guided Reading Level: H



Genre: Informational Text
Lexile® Measure: 140L
Guided Reading Level: C

Reading Comprehension strategy:
Important Details

Spelling Words:

Review - No assessment

Phonics:
Question Words


Writing:
Research Writing

Grammar:
Question Words
5W's + How and Question Marks

Vocabulary:
weather

HFW & Sight Words:
about, came, gave, one

Mr. Page was a fantastic teacher. He was always so nice and had fun things for his students to do. He smiled all of the time and his jokes were really funny. Mr. Page was really smart and creative. He read the best books and told great stories. All of his students loved having Mr. Page as a teacher!



Day 1

Main Idea	Detail	Detail	Detail

Day 2

Let's Infer!

You make an inference by using what you already know along with what you read in the text to answer questions.

Do you think Mr. Page's students liked coming to school? Why or why not?

Day 3

Character Analysis



Write words to describe Mr. Page.

Day 4

Vocabulary

Focus

Circle the words that
mean the same as
fantastic.

great

wonderful

bad

awesome

boring

good

terrific

horrible

Day 5

Text-to-Self Connection


What are some things you like about your teacher?



Name: _____

met pet get vet Jet

At the Vet



Ned has a pet dog.

His name is Jet.

Jet must go to the vet.

He will get a shot.

Ned met the vet last week.

They met at the pet store.

She is a good vet.

She will help Jet.

I read it three times!

☐☐☐

1. Who has a pet?

2. What is the pet's name?

3. When did Ned meet the vet?


4. Where did Ned meet the vet?

5. Why must Jet go to the vet?

Name: _____

ten pen Ben men hen

Ben's Hens



Ben has many hens.

The hens are in a pen.

Ten hens live in Ben's pen.

On Tuesdays, men come to Ben.

Men get eggs from the hens.

The eggs lay in the pen.

They are so fresh!

☐☐☐☐

I read it three times!

1. Who has hens?

2. What is in a pen?

3. When do men come?

4. Where are the eggs?

5. Why do men come?

Name: _____

tell yell fell well shell

Dad Fell



Dad fell down at the beach.

He did not feel well.

His leg was cut by a shell.

He could not walk.

Dad had to yell for help.

I ran to tell mom.

Mom will help Dad soon!

Three empty square boxes for tracking reading progress.

I read it three times!

1. Who fell?

Two horizontal lines for writing the answer to question 1.

2. What cut his leg?

Two horizontal lines for writing the answer to question 2.

3. When will Mom help?

Two horizontal lines for writing the answer to question 3.

4. Where did Dad fall?

Two horizontal lines for writing the answer to question 4.


5. Why did Dad have to yell?

Two horizontal lines for writing the answer to question 5.

Name: _____

bed Jed led red fed Ted

Jed's Bed



Did Jed get fed?

Yes, he was fed last night.

Who fed Jed?

Ted led Jed to his food,
but he would not eat.

Jed would just lay on his bed.

He loves his soft red bed!

1. Who was fed?

2. What did Ted do?

3. When was Jed fed?

4. Where did Jed lay?

5. Why does Jed love his bed?



I read it three times!

☐☐☐

Name: _____

Weekly Language Review - Q3:6

Week of: _____

Monday	Tuesday
<p>Read and Check.</p> <div style="display: flex; justify-content: space-around;"> <div> <input type="checkbox"/> sit </div> <div> <input type="checkbox"/> find </div> </div> <div style="display: flex; justify-content: space-around;"> <div> <input type="checkbox"/> now </div> <div> <input type="checkbox"/> long </div> </div>	<p>Find and circle this week's words.</p> <p>sit is for find now so long</p> <p>long like find up sit now</p>
<p>Write the missing letter. Write the word.</p> <div style="display: flex; align-items: center;">  <div style="border-bottom: 1px solid black; padding-bottom: 5px;"> <div style="border-bottom: 1px dashed black; padding-bottom: 2px;"> f i </div> </div> </div> <div style="border-bottom: 1px solid black; height: 20px; margin-top: 10px;"></div> <div style="border-bottom: 1px dashed black; height: 20px; margin-top: 5px;"></div> <div style="border-bottom: 1px solid black; height: 20px; margin-top: 5px;"></div>	<p>Draw a picture to show the opposite of TALL.</p> <div style="text-align: center;"> <p>Tall</p>  </div>
<p>Spell the word.</p> <div style="display: flex; align-items: center; margin-top: 20px;"> <div style="font-size: 3em; margin-right: 20px;">6</div> <div style="border-bottom: 1px solid black; width: 200px;"></div> <div style="border-bottom: 1px dashed black; width: 200px; margin-top: 5px;"></div> <div style="border-bottom: 1px solid black; width: 200px; margin-top: 5px;"></div> </div>	<p>Circle the missing word.</p> <p style="text-align: center;">Where Why How</p> <p style="text-align: center;">_____ is she sad?</p>
<p>Circle the NOUN. Underline the VERB.</p> <p style="text-align: center; font-size: 1.5em;">The snowman melted.</p>	<p>Circle the NOUN. Underline the VERB.</p> <p style="text-align: center; font-size: 1.5em;">The star shined.</p>
<p>Add detail to the sentence.</p> <p style="text-align: center;">The bird flew.</p> <div style="border-bottom: 1px solid black; height: 20px; margin-top: 10px;"></div> <div style="border-bottom: 1px dashed black; height: 20px; margin-top: 5px;"></div> <p>The _____ bird flew.</p>	<p>Add detail to the sentence.</p> <p style="text-align: center;">The tree fell.</p> <div style="border-bottom: 1px solid black; height: 20px; margin-top: 10px;"></div> <div style="border-bottom: 1px dashed black; height: 20px; margin-top: 5px;"></div> <p>The _____ tree fell.</p>

Wednesday

Trace and Write.

sit

now

Circle the missing word.

by with to

I made the sandcastle _____ my
sister.

Spell the word.



Circle the NOUN. Underline the VERB.

Jimmy danced.

Add detail to the sentence.

The dog ran.

The _____ dog ran.

Thursday

Trace and Write.

find

long

How many syllables in tornado?



Write the sentence correctly.

are you my friend

Circle the NOUN. Underline the VERB.


The class learned.

Add detail to the sentence.

The fish swam.

The _____ fish swam.

NAME: _____




PICK THE PUNCTUATION!

Read each sentence and color or dab the correct punctuation.

Is that a rat	<input type="radio"/>	<input type="radio"/>	<input type="radio"/>
The cat is big	<input type="radio"/>	<input type="radio"/>	<input type="radio"/>
Stop, I need help	<input type="radio"/>	<input type="radio"/>	<input type="radio"/>
Can we go play	<input type="radio"/>	<input type="radio"/>	<input type="radio"/>
She is my mom	<input type="radio"/>	<input type="radio"/>	<input type="radio"/>
Look at that	<input type="radio"/>	<input type="radio"/>	<input type="radio"/>
We have six cats	<input type="radio"/>	<input type="radio"/>	<input type="radio"/>
Who is that man	<input type="radio"/>	<input type="radio"/>	<input type="radio"/>

NAME: _____



PICK THE PUNCTUATION!

Read each sentence and color or dab the correct punctuation.

Did you like it	<input type="radio"/>	<input type="radio"/>	<input type="radio"/>
I like the ham	<input type="radio"/>	<input type="radio"/>	<input type="radio"/>
Look at the pig	<input type="radio"/>	<input type="radio"/>	<input type="radio"/>
Is this the box	<input type="radio"/>	<input type="radio"/>	<input type="radio"/>
My cat can do it	<input type="radio"/>	<input type="radio"/>	<input type="radio"/>
No, not him	<input type="radio"/>	<input type="radio"/>	<input type="radio"/>
I do not see him	<input type="radio"/>	<input type="radio"/>	<input type="radio"/>
Can he see the map	<input type="radio"/>	<input type="radio"/>	<input type="radio"/>

Name _____

Spring Punctuation



Cut and paste the correct punctuation at the end of each sentence.

Did you find your rain boots

The duck is yellow

Hurry, it's raining

Do you want to fly the kite

It is so windy

Sally likes rainy days

Wow, look at that rainbow

Timmy went outside to play

Where is the umbrella

?

?

?

!

!

!

.

.

.

This book belongs to _____

Val and Pop

by Jamal Ahmed
illustrated by Christine Battuz



“Pop!” yells Val. “See the
snake on that stone!”
Pop nods. “Yes, Val.”

-Fold-



Val sees a flat spot.

"A deer came by and had
a nap here," said Pop.

WORD WORK



Blend and Read

Read these words.

den	dots	dust
nods	hops	yells
nap	spot	tap



Word Hunt

Find these words in the story.

then	made	out
------	------	-----



Then Pop gave one tap with
his pole. It made a spot.
“You did it!” yells Val.
Pop nods.



Val sees a hole. One fox
hops out!
“Pop! A fox den!” yells Val.
Pop nods.



Val sees dots in the dust. "Were they made by mice, Pop?"

"Yes. Mice feet," said Pop.




"Pop! See that spot?" yells Val.

"Yes. It was made by a snake that hops," jokes Pop.

The Deer

by Jamal Ahmed
illustrated by Christine Battuz



“Pop! Look at that deer!”
yells Val.

-Fold-

This book belongs to

**Speed Read**

Read these words to be
a better reader.

said what back will
must came gave about

**Show You Know**

Tell about the story.

mom back deer

Val sees a ____.

But where is its ____?

At last, its mom comes ____.



The deer wakes up.


It peeks at Val.

Val peeks back at it.




-Fold-

“See?” said Pop. “The mom
deer came back for it.”
Val gave Pop a hug.



“Pop, I hope it is not sick,”
Val tells him. “And what
about its mom?”



Pop tells Val about the deer.

"It is fine, Val. Its mom
will come back for it."



"Pop! I see the mom deer!"
yells Val.

"Quick! We must hide,"
Pop tells her.