




American Math News

April 15th – April 18th

Name _____ Sec _____ Date _____

Announcements & Reminders

- Dear Family, My class is learning value of coins and how to count money this week.
- Homework is due on Thursday, April 18th in green folder.



American Math Vocabulary

Count,
How many,
Penny,
Dime,
Nickle,
Quarter,
Count by 1's
Count by 5's
Count by 10's

This Week's Homework

Monday	Pg.1, Pg:2,pg.3 The Penny <input type="checkbox"/> I Can Count Pennies <input type="checkbox"/> Counting Pennies (by 1)
Tuesday	Pg.4,pg.4.pg.5,pg.6 The Nickel <input type="checkbox"/> Counting Nickels (by 5)
Wednesday	pg.7,pg.8,pg.9 The Dime <input type="checkbox"/> Counting Dimes (by 10)
Thursday	Homework Due
Friday	Review



The Penny



The penny equals 1¢. It can also be written 1 cent or one cent.
Abraham Lincoln was our 16th president and he is on the front of the penny.

Trace the word below.

penny penny penny

Count and add up
all of the coins.



_____ ¢



_____ ¢



_____ ¢

Color the penny.



front



back

Counting Pennies

Count and write the value of each set of pennies.



Name _____

2



six



and



and



and



and



DIRECTIONS 2. Trace the number 6. Use two-color counters to model the different ways to make 6. Write some pairs of numbers that make 6.

The Nickel



The nickel is called 5¢, 5 cents, or five cents. Thomas Jefferson was our 3rd President and he is on the front of the nickel.

Trace the words below.

nickel nickel nickel

Count and add up
all of the coins.



= _____ ¢



= _____ ¢



= _____ ¢

Color the nickel.



front



back

Name: _____


Counting Nickels

Count the money. Write the amount.

a.  _____ ¢

b.  _____ ¢

c.  _____ ¢

d.  _____ ¢

e.  _____ ¢

f.  _____ ¢

g.  _____ ¢

h.  _____ ¢

i.  _____ ¢

j.  _____ ¢

k.  _____ ¢

Name _____

Model and Count 7





_____		and	_____	

_____		and	_____	

_____		and	_____	

_____		and	_____	

DIRECTIONS 1. Trace the number 7. Use two-color counters to model the different ways to make 7. Color to show the counters below. Write to show some pairs of numbers that make 7.

The Dime


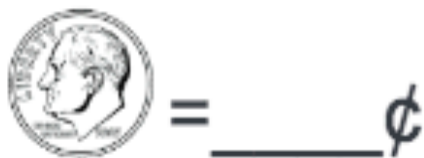


The dime is called 10¢, 10 cents, or ten cents. Franklin Roosevelt was our 32nd President and he is on the front of the dime.

Trace the word below.

dime dime dime

Count and add up
all of the coins.



Color the dime.



front



back

Counting Dimes

Count and write the value of each set of dimes.

20¢



Name _____

Model and Count 8





_____		and	_____	
-----			-----	
_____			_____	
_____		and	_____	
-----			-----	
_____			_____	
_____		and	_____	
-----			-----	
_____			_____	
_____		and	_____	
-----			-----	
_____			_____	

DIRECTIONS 1. Trace the number 8. Use two-color counters to model the different ways to make 8. Color the counters below. Write some pairs of numbers that make 8.