

Ms. Paraskos

Week of 4/8 - 4/12

ELA Homework

Name: _____



Homework Directions:

1. Read and fill in your reading log every day.
2. Review for your tests and quizzes using the attached skills page.
3. Complete the attached worksheets.

Reminders:

- iPads need to be in class and fully charged every day.
- Students should always have their Archimedean and Purple folders in their backpacks.
- Please check your Archimedean folder every night for papers to either leave at home or complete and return to school.

Assessments:

4/8: Reading Quiz -
Sam & Dave Dig a Hole

4/16: Grammar Quiz -
Future Tense Verbs

4/19: Module 7 Week 1
Reading Test and
Spelling Test

Important Dates:

April 10: No School - Teacher Planning Day
April 22 - 26: FAST Math PM3 Testing



Sections:

1B, 1D, and 1E

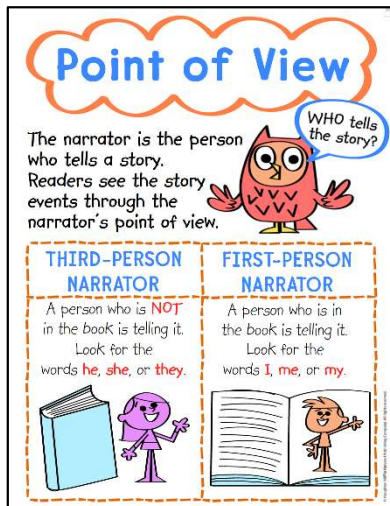

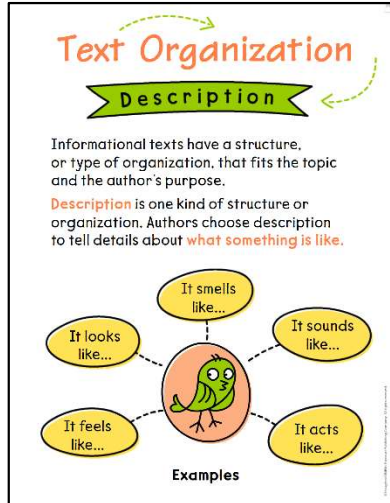
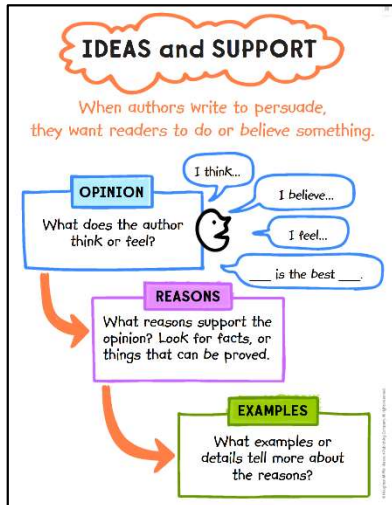
HMH Module 7:

Celebrate America


Week 1

Essential Question: How do things in nature change?

Reading Skills



Weekly HMH story:



Spelling Words:

Phonics - Long u VCe Pattern

- | | |
|-----------------|------------------|
| 1. <u>flute</u> | 8. <u>hike</u> |
| 2. <u>cute</u> | 9. <u>bake</u> |
| 3. <u>Luke</u> | 10. <u>game</u> |
| 4. <u>tube</u> | 11. <u>white</u> |
| 5. <u>use</u> | 12. <u>drive</u> |
| 6. <u>woke</u> | 13. <u>joke</u> |
| 7. <u>wake</u> | 14. <u>home</u> |

Sight Words:

Practice reading these words each night.

- | | |
|------------------|---------------------|
| 1. <u>animal</u> | 5. <u>point</u> |
| 2. <u>heads</u> | 6. <u>something</u> |
| 3. <u>keep</u> | 7. <u>voice</u> |
| 4. <u>let's</u> | 8. <u>won't</u> |

Vocabulary:

Big Idea Words: cycle, liquid, evaporation

Vocabulary Skill: Words about feelings and beliefs, Shades of Meaning

Story Vocabulary: mission, spectacular, break, problem, direction, landed

Fluency

Intonation

Writing

Poem

Grammar

Future Tense Verbs

Social Studies

Economics

Weekly Reading Log

April 8 - 11



*Please ✓ one

	Book Title	Author	Read to Self	Read to Parent	Parent's Initials
Monday 20 Minutes	Cold Read: Beach Time <small>Story attached to this week's homework packet.</small>	N/A			
Tuesday 20 Minutes	Cold Read: Beach Time <small>Reread and complete the comprehension pages.</small>	N/A			
Thursday 20 Minutes	HMH Weekly Story: Sam & Dave Dig a Hole <small>*Assigned in the HMH app on the iPad</small>				

Make an Inference: In *Sam & Dave Dig a Hole*, how can you tell that the boys are good friends? _____


Beach Time



Challenge Words:

baby
water

- 1 Dad set up the picnic spot on the sand as Mom held the baby and gazed at the tide. The sun shone bright as the tide crept up the beach.
- 2 Jill clapped her hands and jumped up and down. Mike's fists were in his pockets as he squinted at the sand.
- 3 "You two can kick off your flip-flops and wade in the water," Mom said with a smile. "Then we'll eat, and then you can play in the sand."
- 4 With a wide grin, Jill kicked off her flip-flops. "It's time for some fun in the sun!" She ran to the tide's white foam with a hop, a skip, and a smile.
- 5 Mike didn't stop looking at the sand. "The sand is too hot. I'll keep my flip-flops on." He kept his hands in his pockets and kicked at the sand as he went to the water. He didn't let his feet get wet, and he would not let a sand crab snap at him!
- 6 Looking back, Mike could see Mom, Dad, and the baby. He could see that Mom wanted to sit the baby on the sand. The baby lifted his legs and held on to Mom's neck. She couldn't make him sit down. Dad gave the baby a red cup, which the baby threw into the sand.
- 7 Jill spoke beside Mike. "Look there! Do you see that gray fin?"
- 8 Mike jumped, and his gaze shot to the water. Yes, there was a gray fin. He gulped and took a step back. At last he gave a shrug as if it wasn't a big deal. "So?"
- 9 "You're no fun," Jill said. She skipped back to their mom and dad. "Is it time to eat? Can I have some grapes?"
- 10 "Yes, let's sit and have a snack," Mom said, reaching for her tote bag of snacks. The baby clapped his hands.
- 11 Mike stayed on his feet, squinting at the sand.
- 12 "Mike," Dad said, "what are you doing? Sit down with us."
- 13 "But I'm looking out for sand crabs," Mike said.



Beach Time



Challenge Words:


baby
water

- 14 "There are no sand crabs here. It's safe to sit down," Dad said. With one hand, he patted the green mat beside him. "Sit beside me."
- 15 "If we see a crab, can we take it home with us?" Jill asked quickly.
- 16 "NO!" Mike said.
- 17 "No, we can't take a crab from its home," Mom added.
- 18 "Besides, there are no crabs here," Dad said. "The sand crabs hide so we can't eat them."
- 19 "Yuck!" Jill said. "Who would eat a sand crab?"
- 20 "But this is sand," Mike said with a wave of his hand. "Sand crabs like sand."
- 21 "They like the damp sand down by the tide," Dad said. "They hide in that sand so we don't get them. Trust me, son. They don't want to reach out and grab you."
- 22 Mike looked at Dad, gave a nod, and sat down. "May I have some grapes, Mom?"



Name: _____

Making Inferences




The text said



I know that

I infer



Name: _____

1. What is this story about?

- ☐ a sand crabs at the beach
- ☐ a family's beach trip
- ☐ a family's park picnic

2. How did Jill feel about the family's trip?

- ☐ She was very happy.
- ☐ She was very sad.
- ☐ She was very upset.

3. Why didn't Mike want to sit in the sand?

- ☐ He wanted to keep playing.
- ☐ The sand was damp.
- ☐ He was afraid of the sand crabs.

4. What does gaze mean?

- ☐ to stare at something
- ☐ to eat something
- ☐ to look away

5. What do you think Mike might do after he eats lunch?

Name: _____

Color By Verb Tense #1

Color each crayon in the key with a different color. Read the verbs below and decide if they are in the present tense or future tense. Color each verb picture according to the key.



present tense verb




future tense verb



will clap



dances



cuts




jumps



will catch



is going to cheer



is going to crawl



opens



plants

Name: _____

Color By Verb Tense #2

Color each crayon in the key with a different color. Read the verbs below and decide if they are in the present tense or future tense. Color each verb picture according to the key.



present tense verb




future tense verb




hug




is going to hit



will skateboard



yells




watches



will bounce



is going to build



climbs



swims

Name: _____

Color By Verb Tense #3

Color each crayon in the key with a different color. Read the verbs below and decide if they are in the present tense or future tense. Color each verb picture according to the key.




present tense verb



future tense verb




is going to dig



runs




will fish



play



kicks




is going to fix



drives



cleans



will sleep

Name: _____

Present and Future Tense Verb Sentences



Create four sentences. Two of the sentences should have present tense verbs, and two of the sentences should have future tense verbs.

1.

2.

3.

4.
