




American Math News

April 8th – April 11th

Name _____ Sec _____ Date _____

Announcements & Reminders

- Dear Family, My class is reviewing this week.
- Homework is due on Thursday, April 11th in green folder.




American Math Vocabulary

Count, Equal,
Same Number, Greater
Number, Smaller Number
First, Second, Third,
Fourth, Fifth, add,
Put Together, Subtraction,
Taking away

This Week's Homework

Monday	Pg.1, Pg:2,pg.3
Tuesday	Pg.4,pg.4.pg.5,pg.6
Wednesday	pg.7,pg.8,pg.9
Thursday	Homework Due
Friday	Review



Telling Time to the Hour

Write the time in the box below the clock.



Name _____

Ordinal Numbers to 5th

1



first

2



first

3



first

4



first

DIRECTIONS 1. Circle the first duck. Draw a line under the fifth duck. 2. Circle the second dog. Draw a line under the fifth dog. 3. Circle the third sheep. Draw a line under the fourth sheep. 4. Circle the first turtle. Draw a line under the fourth turtle.

3



○



○



○

4



○



○



○

5



○



○



○

6



○ 1



○ 2



○ 3

DIRECTIONS 3. Mark under all the sets that have a number of counters equal to the number of cars. 4. Mark under all the sets that have a number of counters greater than the number of turtles. 5. Mark under all the sets that have a number of counters less than the number of vans. 6. Mark all the numbers less than 3.

Name _____

Introduce Symbols to Add

1



3

is

2

plus

1





2



1

plus

4

is

5





3



4

is

2

plus

2





DIRECTIONS 1–3. Tell a joining story problem. Write how many objects are in each set. Circle the two sets to join them. Trace the symbols. Write how many in all.

Name _____

1

1	2	3	4	5	6	7	8	9	10
11	12	13	14	15	16	17	18	19	20

14

19

2

1	2	3	4	5	6	7	8	9	10
11	12	13	14	15	16	17	18	19	20

7

12

3

1	2					7	8	9	10
11	12	13	14	15	16	17	18	19	20


2

7

Directions: ●-● Count forward from the number in the gray circle to the number in the black circle. Then count backward from the number in the black circle to the number in the gray circle. Write the numbers you count.

Name _____

1




15

25

52

2




74

84

94

3



32


37

73

Directions: Count the objects. Circle the number that tells how many. Tell how you counted.



19
32
92



38
83
92



46
64
74

48
84
94

Directions: Count the fingers. Circle the number that tells how many. Tell how you counted. Count the dots. Circle the number that tells how many. Tell how you counted. Count the cans of cat food. Circle the number that tells how many. Draw 2 more packs of cat food. Circle the number that tells how many cans of cat food there are now.

Name _____

Lesson
8.5

Extra Practice

1



=



+

2



=

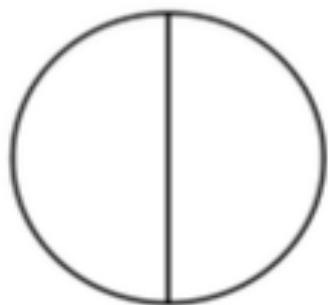
+

Directions: ● and ● Circle 10 objects. Draw dots in the ten frame to show how many objects are circled. Draw dots in the five frame to show how many more objects there are. Use the frames to write an addition sentence.

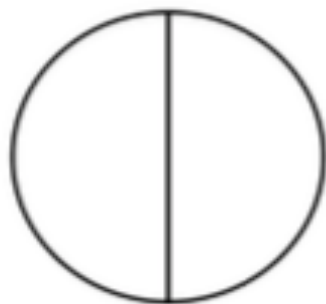
Name _____

FRACTIONS

Color the circles to match the fractions.



color $\frac{1}{2}$



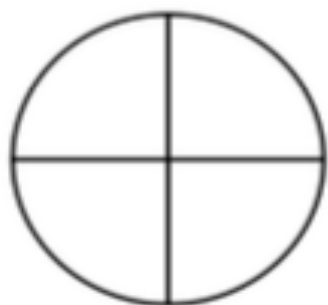
color $\frac{2}{2}$



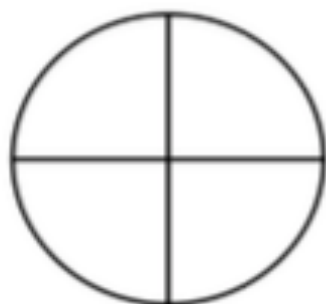
color $\frac{1}{3}$



color $\frac{2}{3}$



color $\frac{1}{4}$



color $\frac{2}{4}$



color $\frac{1}{5}$



color $\frac{2}{5}$