

American Math News

April 1st– April 4th


Name _____ Sec _____ Date _____

This Week's Homework

Monday	Pg.1, Pg:2, Pg.3
Tuesday	Pg.4, pg.5,pg.6
Wednesday	Pg.7, pg.8, pg.9
Thursday	Homework Due
Friday	Review

Announcements & Reminders


- Dear Family, My class started introducing fractions and review for this week.
- Homework is due on Thursday, April 4th in green folder.




American Math Vocabulary

Half
Whole
Numerator
Denominator


Fractions




1



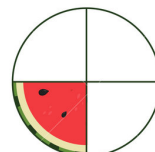
$\frac{1}{2}$



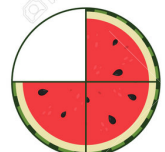
$\frac{1}{3}$



$\frac{2}{3}$

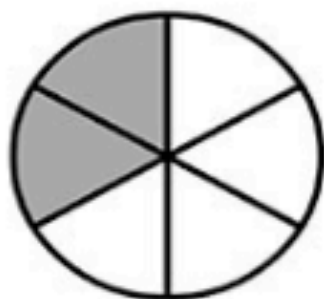


$\frac{1}{4}$

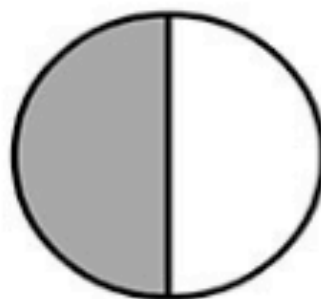


$\frac{3}{4}$

Write the Fractions



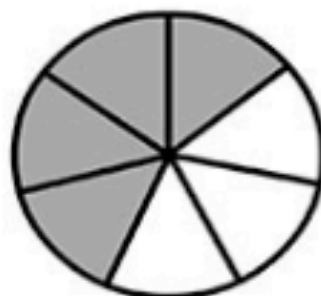
—



—



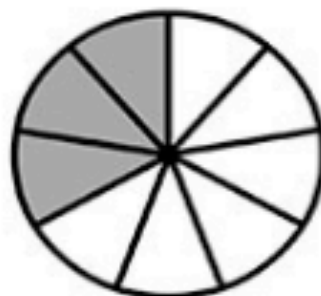
—



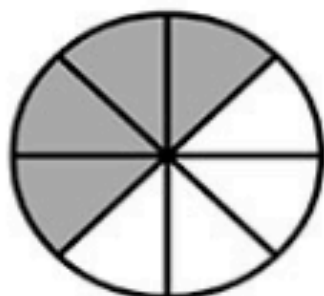
—



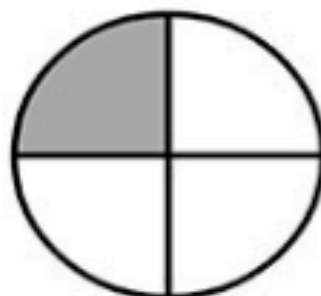
—



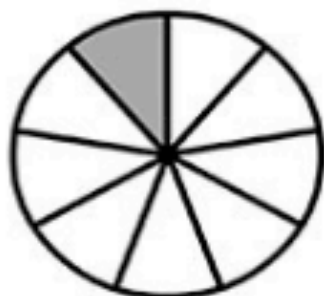
—



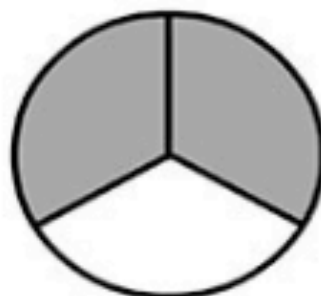
—



—



—



—

Name _____

1



--	--	--	--	--

2



--	--	--	--	--

3



--	--	--	--	--

4



--	--	--	--	--

Directions: 1-4 Count the objects. Color the boxes to show how many.

Name _____

Ways to Make 5

1

--	--	--	--	--



and



2

--	--	--	--	--



and



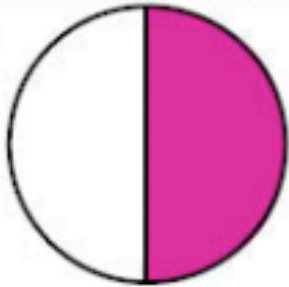
DIRECTIONS 1–2. Use two colors of counters to show a way to make 5. Color to show the counters. Write the numbers to show the pair that makes 5.

Name: _____

Fractions

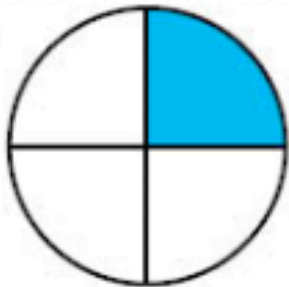
Color in the correct answer for each fraction.

1.



☐ $\frac{2}{3}$ ☐ $\frac{2}{4}$ ☐ $\frac{1}{4}$ ☐ $\frac{1}{2}$

2.



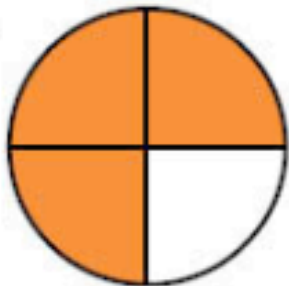
☐ $\frac{1}{2}$ ☐ $\frac{3}{4}$ ☐ $\frac{1}{4}$ ☐ $\frac{1}{3}$

3.



☐ $\frac{3}{4}$ ☐ $\frac{1}{2}$ ☐ $\frac{2}{3}$ ☐ $\frac{1}{3}$

4.



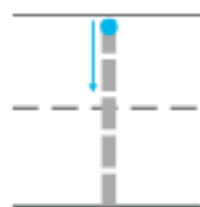
☐ $\frac{2}{4}$ ☐ $\frac{3}{4}$ ☐ $\frac{1}{3}$ ☐ $\frac{1}{4}$

5.



☐ $\frac{2}{3}$ ☐ $\frac{1}{3}$ ☐ $\frac{2}{4}$ ☐ $\frac{3}{4}$

Share and Show



DIRECTIONS 1. Use cubes to make cube trains that have 1 to 5 cubes. Place the cube trains in order beginning with 1. Draw the cube trains and trace or write the numbers in order. Tell a friend what you know about the numbers and the cube trains.

5



--	--	--	--	--

6



--	--	--	--	--



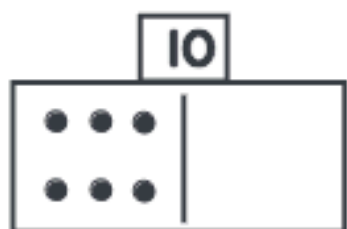
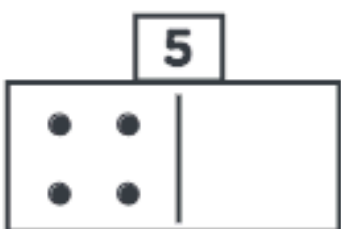
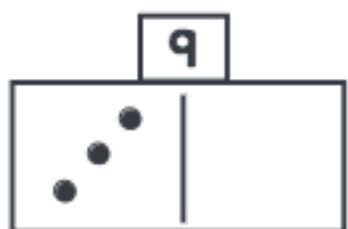

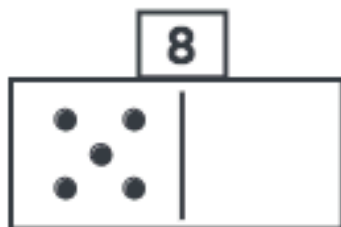
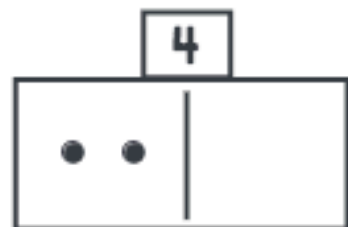
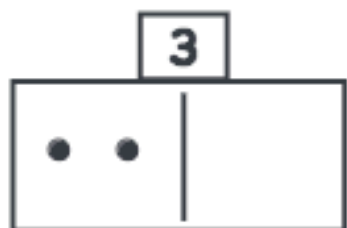
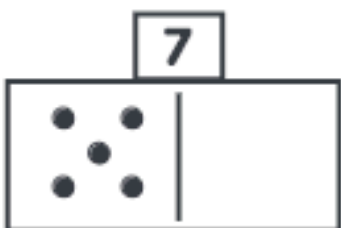
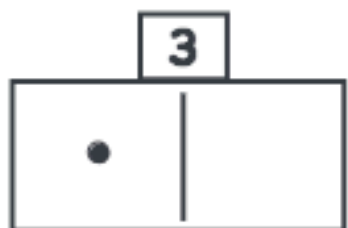
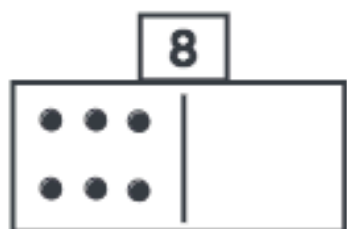
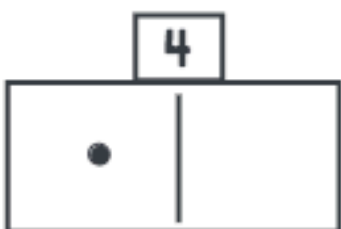
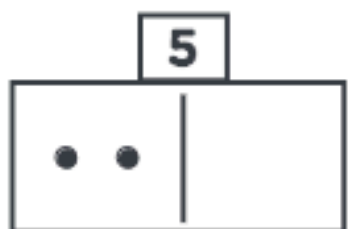
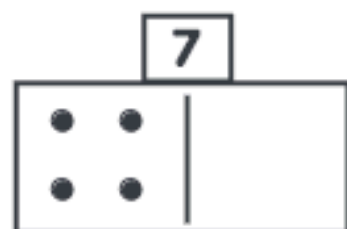
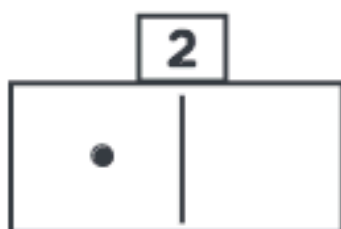
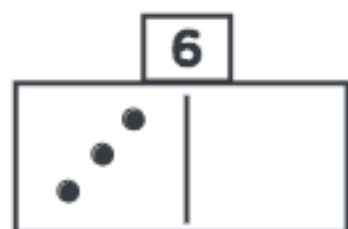
--	--	--	--	--

Directions: ☆ Count the objects. Color the boxes to show how many.
 🌸 Count the objects in the picture. Color the boxes to show how many.

Name: _____

Date: _____

1. Look at the number above the domino. Write how many more are needed to make the number. Draw dots to show how many more are needed.





Color $\frac{1}{4}$




Color $\frac{2}{5}$




Color $\frac{1}{3}$



Color $\frac{1}{5}$



Color $\frac{2}{4}$



Color $\frac{3}{4}$



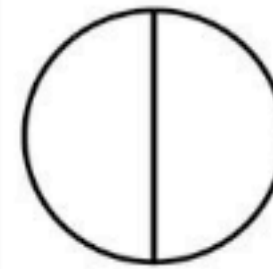
Color $\frac{2}{3}$



Color $\frac{4}{5}$



Color $\frac{3}{5}$



Color $\frac{1}{2}$

Name _____

2



DIRECTIONS 2. Count the objects in each set. Write the number beside the set of objects. Write those numbers in order beginning with the number 1.