

SECTIONS: KA-KE

NAME: _____

WEEK: 3/25- 3/29

TO DO LIST

Reminders

- Read and review Phonic Booklet every day, turn in for assessment level up when ready.
- I-ready weekly 45 min due every Friday.
- Reading Comprehension stories turned in without text evidence used will cause a deduction in completion grade.
- Please study the weekly learning discoveries as you read the short stories to help aid in exams at the end of the week.

Weekly Assessment(s):

- Sight Word Sentence (written, exam; see rubric for how it will be scored.)
- Module Test
- Cold Reading Practice
- Weekly Sight Words Test (verbal)

Monday:

- Complete Monday Section WS
- Read Big Mess
- Handwriting practice sentence # 1
- Reading Comprehension Day 1

Tuesday:

- Complete Tuesday Section WS
- Handwriting practice sentence # 2
- Reading Comprehension Day 2:

Wednesday:

- Complete Wednesday Section WS
- Handwriting practice sentence # 3
- Read Chet!
- Reading Comprehension Day 3

Thursday:

- Complete Wednesday Section WS
- Handwriting practice sentence # 3
- Reading Comprehension Day 4&5

Friday

- No School

WEEKLY LEARNING DISCOVERIES:

H BROTHERS	
CH Charlie	Sh SHERMAN
THE CRAZY BROTHER	The quiet brother
WHIT Wh	TH Thatcher
THE MUSICAL BROTHER	The impolite brother

Make Inferences

When you make an inference, you use

picture or text clues

and

what you know

to make a best guess about the text.

Make Connections

When you read, make connections to . . .

something that happened to you

ideas in other texts

something in the world

MODULE 7 - WEEK 3

Essential Question:

What can I learn when I look closely?

Weekly Texts :



Genre: Biography
Lexile® Measure: AD610L
Guided Reading Level: L



Genre: Informational Text
Lexile® Measure: 190L
Guided Reading Level: E

Reading Comprehension Skill:
Making Inferences

Reading Comprehension strategy:
Text Connections

Spelling Words:

Review
'H' Digraphs

Phonics:

'H' Digraphs
-th, -sh, -ch, -wh

Writing:
Narrative Writing

Grammar:
Ending Punctuations




Vocabulary:
observe

HFW & Sight Words:
could, this, now, then

Name:

Weekly Language Review - Q3:2

Week of:

Monday	Tuesday
<p>Read and Check.</p> <p><input type="checkbox"/> has <input type="checkbox"/> two</p> <p><input type="checkbox"/> look <input type="checkbox"/> more</p>	<p>Find and circle this week's words.</p> <p>have has on two look I more for he has more two him look there</p>
<p>Write the missing letter. Write the word.</p> <p> <u> r </u> <u> t </u></p> <p>_____</p> <p>_____</p>	<p>Write a word that rhymes with FOX.</p> <p>_____</p> <p>_____ <u> OX </u> _____</p> <p>_____</p>
<p>Draw a picture to show the opposite of SAD.</p> <p>Sad</p> <p></p>	<p>Circle the missing word.</p> <p>Where How Why</p> <p>_____ are you feeling?</p>
<p>Add punctuation.</p> <p>. ? !</p> <p>When is lunch _____</p>	<p>Spell the word.</p> <p> _____</p> <p>_____</p> <p>_____</p>
<p>Circle the NOUNS.</p> <p>cat pencil jump</p> <p>school sleeping</p>	<p>Circle the NOUNS.</p> <p>kick foot Tim</p> <p>dog read</p>

Wednesday

Trace and Write.

has

look

Circle all foods that are HEALTHY.



Circle the missing word.

for of by

The cookie is _____ my teacher.

Add punctuation.

. ? !

I can't wait for the party _____

Circle the NOUNS.

mom chair library

walk run


Thursday

Trace and Write.

two

more

How many syllables in pillow?



Write the sentence correctly.
can i go outside?

Spell the word.



Circle the NOUNS.


play hat shoe

park Ms. Smith

Name: _____


Copy the sentence and color in the picture.

Monday




Here is how you dye eggs.

Tuesday




First, boil the eggs.

Wednesday




Next, mix the dye.

Thursday



Then, dip the egg in the dye.

Friday



Now, let the egg dry.

Giraffes are the tallest land animals in the world. Their height helps them to eat leaves from tall trees. It also helps them to see far away so they know if a lion is coming to attack them. Giraffes can knock a lion down with their front legs. Giraffes have small horns on their heads that grow about five inches long.



Day 1

List three things you know about giraffes.

1. _____
2. _____
3. _____

Day 2

Let's Visualize!

Close your eyes and imagine what it looks like when giraffes knock down lions with their front legs. Draw a picture.

Day 3

Fill in the blanks.

Giraffes can use their _____ legs to knock down a lion.

Giraffes are the _____ land animal in the world.

Giraffes have small _____ on their heads.

Day 4

Vocabulary

Focus

Circle the words in the box that mean about the same as **tall**.

giant

short

little

huge

small

big

Day 5

Author's Purpose

Why do you think the author wrote this story?





Peg and Chuck now have kits!
Six kits nap in this snug den.

-Fold-

This book belongs to



Chet is the big kit. He gets up and sniffs. Chet gets a whiff of a snack. "Yum!"

WORD WORK



Speed Read

Read these words to be a better reader.

yes have six
get up this



Show You Know

Tell about the story.

whiff that

Chet gets a ____ of a snack.
____ smell is a snack!



"Chet is with my flock!"


quacks Deb.

"Mom, Dad! This snack is so good!"



But Chet could not spot the snack. He slips past the kits that still nap to look for it.

-Fold-




Then Peg and Chuck get up.

“Chet!” yells Peg.

“Chet!” yells Chuck.

• Fold •




Peg spots Deb Duck.

“Debi!” yells Peg. “Deb, can you see Chet?”

“Yes!” quacks Deb.

Big Mess


by Bryan Langdo
illustrated by Olga Skomorokhova



“Chuck, look at that den!
We must get logs to fix it,”
yells Peg.

—Fold—

This book belongs to



"I could chop this, Peg,"
said Chuck.
Peg nods. "Yes, Chuck.
Chop it!"

- Fold -

WORD WORK



Blend and Read
Read these words.

th-

them this

wh-


whiz



Word Hunt

Find these words in the story.

they said get stop



Chuck and Peg pick up
the chips.

Then they stack them.


“Good job!” quacks Deb.



Chuck chops.

Big chips whiz past Peg.

-Fold-



“Stop! Stop! Stop that
 now!” quacks Deb Duck.
 “It will tip!”

— Fold —



“We did not see you, Deb,”
 said Peg. “We will fix this
 big mess.”