

SECTIONS: KA-KE

NAME: \_\_\_\_\_

WEEK: 3/18-3/22

TO DO LIST

## Reminders

- Complete phonological awareness activities for the corresponding month as stated on the homework packet.
- Read and review Phonic Booklet every day, turn in for assessment level up when ready.
- I-ready weekly 45 min due every Friday.
- Reading Comprehension stories turned in without text evidence used will cause a deduction in completion grade.

## Weekly Assessment(s):

- Spelling Test
- Sight Word Sentence (written, exam; see rubric for how it will be scored.)
- Module Test
- Weekly Text Comprehension
- Cold Reading Practice
- Weekly Sight Words Test (verbal)

## Monday:

- Complete Monday Section WS
- Complete Reading Comprehension WS - Day 1 and 2
- Read Chicks & Chicks in the Shed
- Complete Bossy H WS 1

## Tuesday:

- Complete Tuesday Section WS
- Complete Reading Comprehension WS Day 3
- Complete Bossy H WS 2
- Handwriting practice sentence # 1 & 2

## Wednesday:

- Complete Wednesday Section WS
- Complete Reading Comprehension WS Day 4
- Complete Bossy H WS 3
- Handwriting practice sentence # 3

## Thursday:

- Complete Thursday Section WS
- Complete Reading Comprehension WS Day 5
- Handwriting practice sentence # 4 & 5
- Complete Bossy H WS 4 & 5

## WEEKLY LEARNING DISCOVERIES:

**H BROTHERS**

<b>CH</b> Charlie THE CRAZY BROTHER	<b>Sh</b> SHERMAN The quiet brother
<b>WHIT</b> Wh THE MUSICAL BROTHER	<b>TH</b> Thatcher The impolite brother

©2017 Stone Bridge Academy

**Picture It!**

Create a picture in your mind of what is happening in the text.

**Characters**

the people, animals, or creatures in a story

**Setting**

where and when a story takes place


## MODULE 7 - WEEK 2

Essential Question:

What can I learn when I look closely?

Weekly Texts :

Reading Comprehension Skill:  
Ask and Answer Questions



Genre: Fiction  
Lexile® Measure: AD440L  
Guided Reading Level: K



Genre: Informational Text  
Lexile® Measure: 410L  
Guided Reading Level: H

Reading Comprehension strategy:  
Describe Setting

Spelling Words:

chick, chill, shed, what, Chad, shell, shut  
chip, whale, bath

Phonics:

'H' Digraphs  
-th, -sh, -ch, -wh

Writing:  
Narrative Writing


Grammar:  
prepositions

Vocabulary:  
flow

HFW & Sight Words:  
back, were, let, what

Name: \_\_\_\_\_

Copy the sentence and color in the picture.



Monday

How many eggs did you find?




Tuesday

The eggs are hiding in the grass.



Wednesday

Here is an egg for you.



Thursday

The egg is behind the flower.



Friday

The bunny found the eggs!

# Chicks

by Sara Ford



Chip! Chip! Chip! Chip!

This book belongs to \_\_\_\_\_



What was in the shells?  
Chicks! Chicks were in  
the shells!

©Tonhom1009/Shutterstock

Fold

## WORD WORK



### Blend and Read

Read these words.



ch-

chicks chips  
chest

sh-

shell



### Word Hunt

Find these words in the story.

get

will

her

©Clearvista/Dreamstime





©Chris Dunham/Alamy Stock Photo

Red hen will let chicks tuck in  
to her chest.  
Snug chicks will nap well.



©Spilocz/Dreamstime

Chicks snack on bugs.  
Quick, chicks! Peck at the  
bugs. Peck! Peck! Peck!

-Fold-



Chicks have a mom. Mom is a red hen. Red hen clucks at her chicks. Cluck! Cluck!

©Fotosearch/Getty Images




Chicks run from pests. So, red hen flaps in the dust to get rid of pests.

©Clearvista/Dreamstime



# Chicks in the Shed

by Sara Ford  
illustrated by Brian Fitzgerald



-Fold-

This book belongs to

\_\_\_\_\_

-----

\_\_\_\_\_

Chad fed the chicks.

The chicks peck. Peck! Peck!  
Peck! Peck!



## WORD WORK



### Speed Read

Read these words to be a better reader.

come      get      not  
were      back      what



### Show You Know


Tell about the story.

Chad      check      chicks

Chad fed the \_\_\_\_.

Bev said, "\_\_\_\_ the shed."


\_\_\_\_ had not shut the shed.



"Come on, Chad! Shut it!  
Shut the shed!" yells Bev.




Chad let the chicks in.  
 Chad shuts the shed and  
 checks it



"What is it, Chad?"  
 "My cap, Bev!"  
 "Check the shed, Chad."

-Fold-






Chad ran back.

No chicks were in the shed,  
just his cap.

Chad had not shut the shed!

— Fold —



Chad spots chicks on a hill.  
“Chicks! Get back in the  
shed!” yells Chad.





Maggie liked to play dress up. She always put on long, fancy dresses and her high heels. She would find glasses, scarves, and jewelry to wear, too. Maggie thought it was so much fun. One day, Maggie saw that her favorite purple dress was torn. Maggie was worried that she wouldn't be able to wear it, but her mom was able to fix the dress. Maggie was so happy.

## Day 1

1. Who is the main character? \_\_\_\_\_

2. What does she like to do? \_\_\_\_\_

## Day 2

### Let's Visualize!

Close your eyes while your teacher reads the story.

Draw a picture of what you think Maggie looks like when she's all dressed up.

## PROBLEM

### SOLUTION

Write or draw the solution in the second box.

# Day 4

## Focus

I. The necklace is very \_\_\_\_\_.

2. My paper is \_\_\_\_\_.

3. I am \_\_\_\_\_ because  
my dog ran away.

**worried   fancy   torn**

## Day 5

## Text-to-Self Connection

What is something that you have broken? How did it happen? Did you get it fixed?

A cartoon illustration of a young boy with dark hair, wearing a red shirt, holding a yellow pencil. He is positioned at the bottom left of the page, next to three horizontal black lines that span the width of the page, intended for handwriting practice.

Name:

Weekly Language Review - Q3:1

Week of:

## Monday

Read and Check.

☐

my

☐

first

☐

than

☐

water

Write the missing letter. Write the word.



\_\_\_\_\_

p t

\_\_\_\_\_

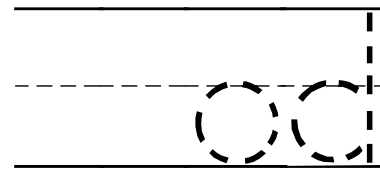
## Tuesday

Find and circle this week's words.

said my many than first

water was my first than

Write a word that rhymes with COD.



Draw a picture to show the opposite of SMALL.

Small



Circle the missing word.

Who What When

\_\_\_\_\_ is cooking dinner?

Add punctuation.

. ? !

Be careful \_\_\_\_\_

Add punctuation.

. ? !

My bag is purple \_\_\_\_\_

Spell the word.



\_\_\_\_\_

\_\_\_\_\_

\_\_\_\_\_

Spell the word.



\_\_\_\_\_

\_\_\_\_\_

\_\_\_\_\_



## Wednesday

Trace and Write.

my

than

Circle all the things you can WEAR.



Circle the missing word.

out on off


I left my book \_\_\_\_\_ the table.

Add punctuation.

. ? !

Can you help me \_\_\_\_\_

Spell the word.



\_\_\_\_\_

\_\_\_\_\_

\_\_\_\_\_

## Thursday

Trace and Write.

first

water

How many syllables in sneaker?



\_\_\_\_\_

\_\_\_\_\_

\_\_\_\_\_

Write the sentence correctly.

it is snowing outside

\_\_\_\_\_

\_\_\_\_\_

\_\_\_\_\_

Add punctuation.

. ? !

I listened to the music \_\_\_\_\_

Spell the word.



\_\_\_\_\_

\_\_\_\_\_




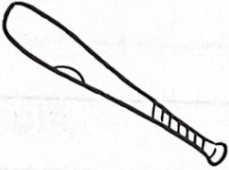


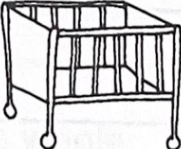


\_\_\_\_\_

# Lesson 7

*ch* says /ch/ as in chair.

○ the picture that begins with /ch/.


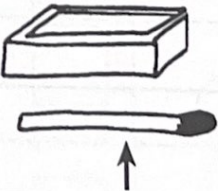



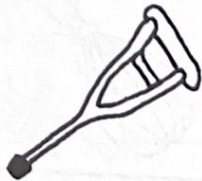





ch-			
ch-			
ch-			

*-tch* at the end of a word says /ch/ as in watch.

○ the picture that ends with /ch/.



-tch			
-tch			
-tch			


○ it.



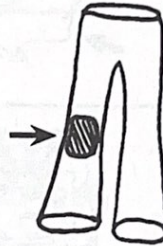
chick  
chuck  
catch



chop  
class  
chess



clap  
chip  
ship



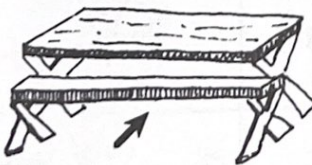
pitch  
patch  
punch



chin  
chill  
shell



lunch  
bunch  
land



bent  
bank  
bench



watch  
whisk  
wick



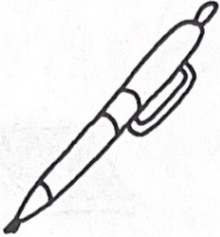








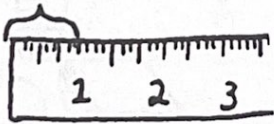
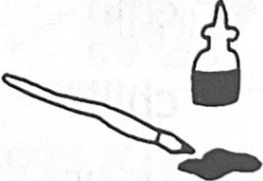








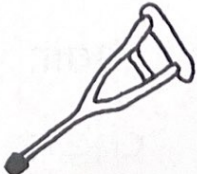

crash  
chair  
chess



catch  
chick  
crutch



Read, write, and ○ it.

punch _____			
chin _____			
chop _____			
inch _____			
chess _____			
rich _____			
crutch _____			

Match and write it.

chess

chop

catch

bench

patch

chip

chin

chick

lunch

chill



\_\_\_\_\_

-----

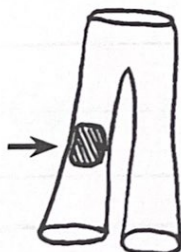
\_\_\_\_\_



\_\_\_\_\_

-----

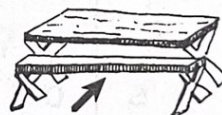
\_\_\_\_\_



\_\_\_\_\_

-----

\_\_\_\_\_



\_\_\_\_\_

-----

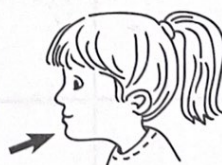
\_\_\_\_\_



\_\_\_\_\_

-----

\_\_\_\_\_



\_\_\_\_\_

-----

\_\_\_\_\_



\_\_\_\_\_

-----

\_\_\_\_\_



\_\_\_\_\_

-----

\_\_\_\_\_



Spell.

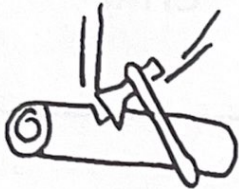
Write.



th ch

e i

ss ll



ch cl

o e

t p



th ch

u i

ll f



c s

a o

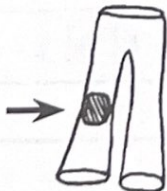
th tch



p r

i a

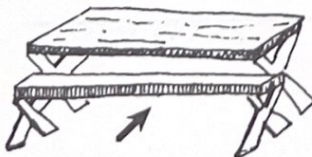
sh ch



d p

a o

tch ck



m b

a en

ct ch