




American Math News

March 11th – March 15th

Name _____ Sec _____ Date _____

Announcements & Reminders

- Dear Family, My class started Chapter 19 this week.
- Homework is due on Thursday, March 14th in green folder.



American Math Vocabulary

Longer , Measure ,
Same, Length,
Shorter , Taller,
Bigger, Smaller,
Left, Right,
Compare

This Week's Homework

Monday	Pg.1, Pg:2
Tuesday	Pg.3,Pg.4
Wednesday	Pg.5, Pg.6
Thursday	Homework Due
Friday	Review

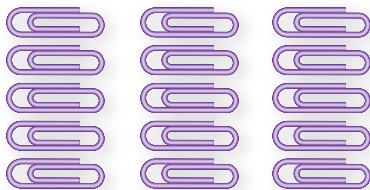
All About Measurement



More and Fewer









Compare Numbers





This page checks understanding of important skills needed for success in Chapter 19.

DIRECTIONS 1. Write how many in each set. Circle the set with fewer objects. 2. Write how many in each set. Circle the set with more objects. . Write how many cubes in each set. Circle the greater number.


ame _____

Compare Lengths




_____ cubes

2



3




DIRECTIONS 1. Use cubes to measure the length of the crayon. Write how many cubes long it is. 2. Make a cube train that is taller than the cube train shown. Draw and color the cube train. 3. Circle the tall object.

ame _____

Compare Volume



2



DIRECTIONS 1. Circle the object that takes up less space. Mark an X on the object that takes up more space. 2. Circle the objects that have volume. Tell if each object is heavy or light. Tell if each object is tall or short.

Compare Weights




left


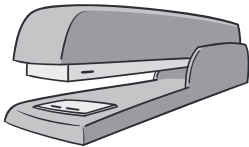


right

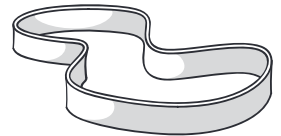

1




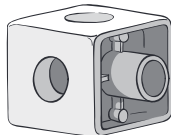
2



3



4



DIRECTIONS Find the first object in the row and hold it in your left hand. Find the rest of the objects in the row and hold each object in your right hand. 1–2. Circle the object that is lighter than the object in your left hand. 3–4. Circle the object that is heavier than the object in your left hand.

3



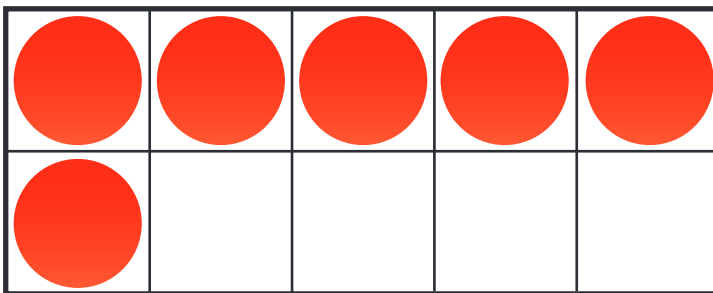
○



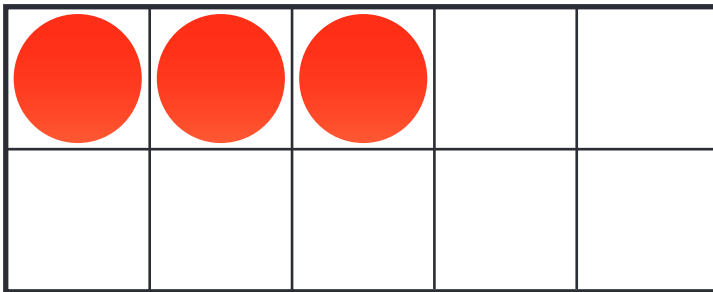
○

Spiral Review

4



6 and




3 and

DIRECTIONS 3. Mark under the glass that has less. 4-5. Draw counters to make 10. Write the number to show how many counters you drew.

ame _____

4 ✓



6



_____ cubes



DIRECTIONS 4. Make a cube train that is longer than the cube train shown. Draw and color the cube train. 5. Make a cube train that is shorter than the cube train shown. Draw and color the cube train. 6. Use cubes to measure the length of the glue stick. Draw and color the cube train. Write the number of cubes.