

Ms. Paraskos

Week of 2/12 - 2/16

ELA Homework

Name: _____



Homework Directions:

1. Read for 20 minutes and fill in your reading log every day.
2. Review for your tests and quizzes using the attached skills page.
3. Complete the attached worksheets.
4. Choose one way to practice this week's spelling words from the Spelling Choice Board. Turn in your spelling homework with this packet on Friday.

Reminders:

- iPads need to be in class and fully charged every day.
- Students should always have their Archimedean and Purple folders in their backpacks.
- Please check your Archimedean folder every night for papers to either leave at home or complete and return to school.

Assessments:

2/14: HMH Reading
Comprehension Quiz - The
Best Season

2/15: Grammar Quiz on
Verbs and Time

2/16: Spelling Test and
Module 5 Week 2 Reading
Test

Important Dates:


February 5-20: Papa John's Nifty Fifty Fundraiser

February 12: Last Day for Valentine's Day Orders

February 12-16: Friendship Spirit Week \$10

February 14: Valentine's Day Card Exchange

♡ Please NO CANDY or FOOD ♡



Sections:

1B, 1D, and 1E

HMH Module 5:

Now You See It, Now You Don't

Week 2

Essential Question: Why do light and dark come and go?

Reading Skills

Make and Confirm Predictions

Before you read, make a guess, or a prediction, about what a text will be about.

Find evidence to help you make a prediction. Use what you know about:

- text features
- the genre
- the structure of the text

I think _____ will happen because _____.

As you read, plan to think about your prediction.

Was my prediction correct?

Yes: You confirmed your prediction. Keep reading!

No: Adjust your prediction or make a new one. Then keep reading.

Diagrams are pictures with labels that tell what each part is.



Text Features

Authors choose text and graphic features to help explain ideas or to help readers locate information.

heading



Headings tell what part of a text is about.

Photographs or photos are pictures taken with a camera.



Make Connections

When you read, find ways that the text is like things in your own life and other texts you have read.

It all starts here!

Text to Self
This reminds me of when I...

Text to Text
This is like another book I read...

Text to World
This is like something that happened in my community...

IDEAS and SUPPORT

When authors write to persuade, they want readers to do or believe something.

OPINION
What does the author think or feel?

I think...
I believe...
I feel...
... is the best ...

REASONS
What reasons support the opinion? Look for facts, or things that can be proved.

EXAMPLES
What examples or details tell more about the reasons?

Phonics - Initial Blends with r
Spelling Words:

- | | |
|----------|------------|
| 1. drip | 7. flap |
| 2. trap | 8. clap |
| 3. drum | 9. sled |
| 4. trip | 10. club |
| 5. grin | 11. try |
| 6. scrub | 12. branch |

Sight Words:

- | | |
|------------|---------|
| 1. again | 5. fall |
| 2. away | 6. full |
| 3. because | 7. or |
| 4. pretty | 8. cold |

Weekly HMH Story:



Vocabulary Words:

Big Idea Words: solar, orbit, period

Story Vocabulary: faces, shines, fades, pattern, seasons, weather

Fluency

Phrasing

Writing

Imaginative
Story



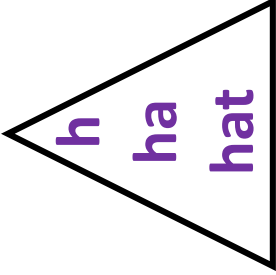
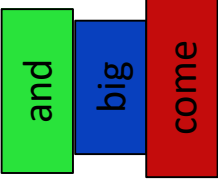






Grammar

Verbs and Time

Social Studies

Historical
Figures

Spelling Choice Board

<p><u>Draw a Picture</u> Draw a picture to go with each of your words.</p> 	<p><u>Small, Medium, Large</u> that that that</p>	<p><u>Magic Words</u> Write your words using a white crayon. Color over it with marker.</p> 	<p><u>Pyramid Words</u></p> 	<p><u>ABC Order</u> Write your words in alphabetical order.</p> 
<p><u>Silly Story</u> Write a silly story using all of your words.</p> 	<p><u>Rainbow Write</u> Use at least 3 colors to write each word.</p> 	<p><u>Rhyme Time</u> Write a rhyming word for each of your words. Your word: can Rhyming word: fan</p>	<p><u>Hidden Picture</u> Hide your words in a picture.</p> 	<p><u>Fancy Words</u> Write your words in a fancy style.</p> <p>you what have</p>
<p><u>Pattern Write</u> Write your word in a pattern with 2 colors.</p> 	<p><u>Forwards and Backwards</u> Write your words forwards and backwards.</p> <p>what → tahw</p>	<p><u>Opposite Hand</u> Write your words with your opposite hand.</p> 	<p><u>Type it Up</u> Use your computer to type your words in any font.</p> <p>came from where</p>	<p><u>Dot Words</u> Write your words and then dot over them.</p> 

Weekly Reading Log

February 12 - 15



*Please ✓ one

	Book Title	Author	Read to Self	Read to Parent	Parent's Initials
Monday 20 Minutes	HMH Weekly Story: <u><i>The Best Season</i></u> <small>* Assigned in the HMH app on the iPad</small>	Nina Crews			
Tuesday 20 Minutes	HMH Weekly Story: <u><i>The Best Season</i></u> <small>* Assigned in the HMH app on the iPad</small>	Nina Crews			
Wednesday 20 Minutes	AMIRA Stories on HMH Use Amira on HMH to complete 20 mins. of read-aloud lessons	N/A			
Thursday 20 Minutes	I chose to read:				

What do you think is the best season? Why is that your opinion?

Name _____

Add the Ending

Rule
22

Add **ed** to each verb. Then write a sentence using the new word.

1. walk_____

2. pick_____

3. answer_____

4. listen_____

5. bark_____

6. crawl_____
