



SECTIONS: KA-KE

NAME: _____

WEEK: 2/12- 2/16

TO DO LIST

Reminders

- Complete phonological awareness activities for the corresponding month as stated on the homework packet.
- Read and review Phonic Booklet every day, turn in for assessment level up when ready.
- I-ready weekly 45 min due every Friday.
- Reading Comprehension stories turned in without text evidence used will cause a deduction in completion grade.

Weekly Assessment(s):

- Reading Comprehension Assessments on Weekly Text
- Spelling Test
- Sight Word Sentences Test
- Cold Reading Comprehension practice

Monday:

- Daily phonological exercise on calendar
- Read Meg and Snip- Complete activities inside of story then practice phonic booklet.

Tuesday:

- Daily phonological exercise on calendar
- Complete Reading Comprehension WS 1
- Complete S blends WS 1

Wednesday:

- Daily phonological exercise on calendar .
- Complete Reading Comprehension WS 2
- Complete S blends WS 2

Thursday:

- Read Snip Stops- Complete activities inside of story.
- Complete Reading Comprehension WS 3
- Complete S blends WS 3

Please make sure they use text evidence as taught in class for ALL comprehension stories.

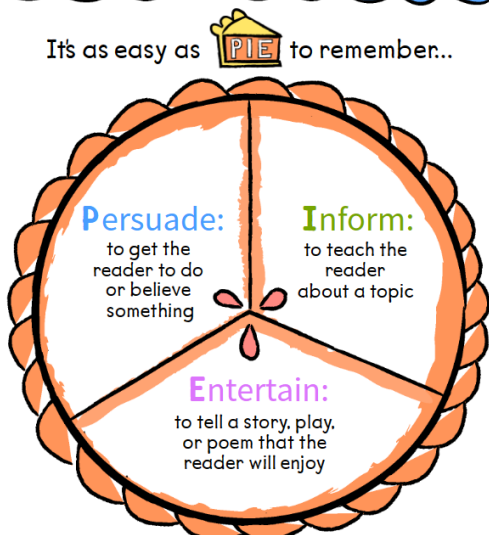
- Daily phonological exercise on calendar attached.

WEEKLY LEARNING DISCOVERIES:

Author's Purpose

the reason why an author writes a text

It's as easy as **PIE** to remember...



Meaning Clues

clues to help figure out what a word means

Look at pictures.




He **climbs** up high.

Look at other words.

Look inside the word.

baseballs




MODULE 6 - WEEK 2

Essential Question:

What makes the USA special?

Weekly Texts :



Genre: Fiction
Lexile® Measure: AD480L
Guided Reading Level: J



BIG BOOK POEM
Genre: Song
Lexile® Measure: NP
Guided Reading Level: F

Reading Comprehension Skill:
Author's Purpose

Reading Comprehension strategy:
Meaning Clues

Spelling Words:
Consonant Blends with S:
-Sl, -Sn, -Sp

Phonics:
Beginning Consonant Blends


Writing:
Informational Text

Grammar:
Prepositions

Vocabulary:
anthem

HFW & Sight Words:
come, from, if, stop

February

Sunday	Monday Segmenting	Tuesday Blending	Wednesday Deleting second sound	Thursday Substituting (The /t/ indicates sounds. Do not use letter names.)	Friday Segmenting and Blending	Saturday
				1 The /k/ in trick for /p/, the /sh/ in fresh for /t/, and the /o/ in block for /a/.	2 Segment: crumb, grab, fresh, brag, drug	3
4	5 drum, crab, frog, brick, trip	6 d-r-u-m c-r-a-b f-r-o-g b-r-i-c-k	7 drum, crab, frog, brim	8 The /d/ in drum for /c/, the /c/ in crab for /d/, and the /m/ in brim for /k/	9 Blend: p-r-o-p t-r-a-ck d-r-e-ss c-r-o-p	10
11	12 grab, press, trap, drip, crow	13 g-r-a-b p-r-e-ss t-r-a-p d-r-i-p	14 grab, prom, trap, drip	15 The /b/ in grab for /s/, the /o/ in prom for /a/, and the /p/ in trap for /sh/	16 Segment: drum, crab, frog, brick, trip	17
18	19 crumb, grab, fresh, brag, drug	20 c-r-u-m-b g-r-a-b f-r-e-sh b-r-a-g	21 crumb, grab, friend, brag	22 The /c/ in crumb for /d/, the /a/ in grab for /u/, and the /sh/ in fresh for /t/	23 Blend: g-r-a-b p-r-e-ss t-r-a-p d-r-i-p	24
25	26 prop, track, dress, crop, fresh	27 p-r-o-p t-r-a-ck d-r-e-ss c-r-o-p	28 prop, track, dress, crop	29 The /p/ in prop for /c/, the /k/ in track for /p/, and the /d/ in dress for /p/		


Meg and Snip

by Jillian Nash
illustrated by Barry Gott



Meg slaps on her hat.
Snip tugs on it.
"Stop it, Snip!"

This book belongs to



Fold

WORD WORK



Blend and Read

Read these words. What is the same?

slap Snip spins
slips slams



Word Hunt

Find these words in the story.

her up gets

Meg gets up on Snip.

"Come on, Snip! Go!"

Snip runs.

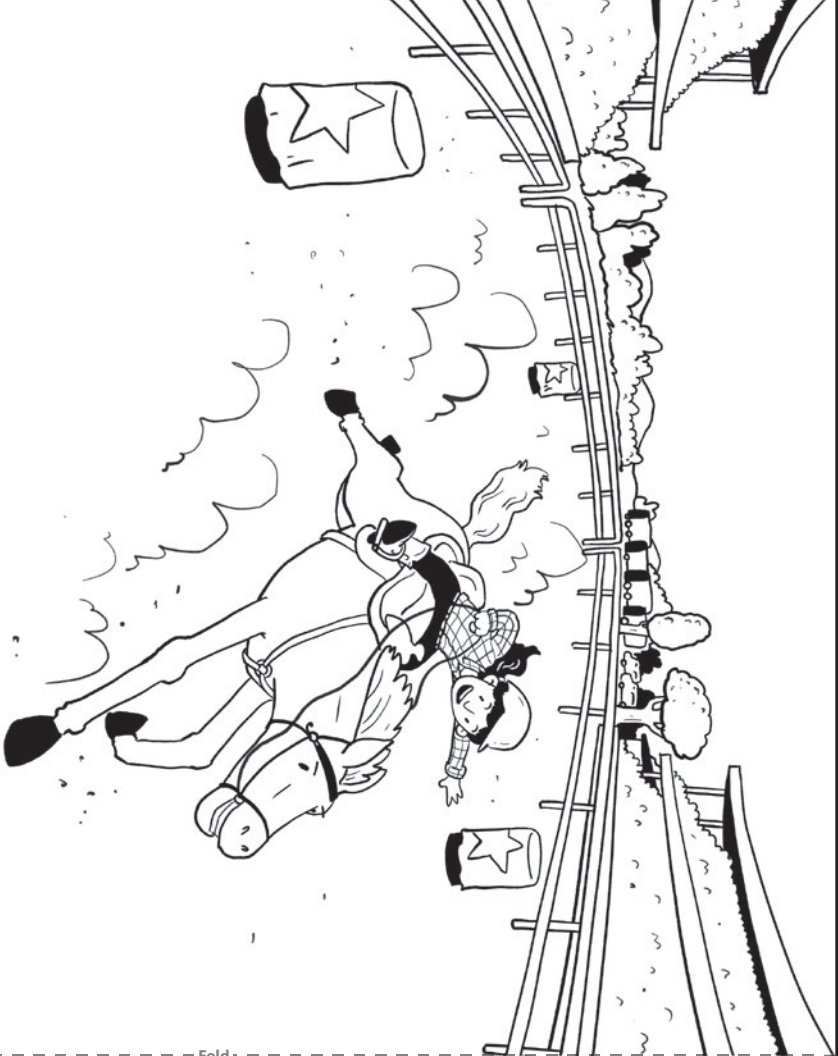


Snip gets a pat from Meg.
Meg gets a hat!



Snip zigs and zags. He spins
on the spot.

-Fold-



Snip zips. If he slips, Meg
can not win.
“Go, Snip!”




Snip slams to a stop.
Meg wins!
“Good job, Snip!”



- Fold -

This book belongs to

"Snip! Snip! Come here, Snip!"
Snip nods at Meg.



Snip slams to a stop.

“Snip! Snip! If you come here, I can pet you.”

WORD WORK



Speed Read

Read these words.

gets but if
come stop from



Picture Hunt

Find these pictures in the story.

sled Snip step



Meg pets Snip. Meg hugs him, too. Snip nods.

-Fold-



"Snip! Snip!" begs Meg. But Snip did not step from his spot.



Meg gets a step. She gets up on it.



Up pops a cat!
Snip did not want to
step on it!



Read 3 times and highlight the words with the focus sound. ☆ ☆ ☆

Pat at Bat

Pat and Mat play ball .


Mat can bat. See Mat run!

Pat is up to bat.

Can Pat hit the ball ?

Pat can see the ball go up. Bam!

Pat hit it. Pat can bat! Go Pat!



For each question below, circle the best answer from what you have read.

1	Mat can _____.	bam	bat
2	What did Pat hit?	a ball	a hat
3	Can Pat bat?	yes	no



Read 3 times and highlight the words with the focus sound. ☆ ☆ ☆

A Bag for Pam

Pam can see a bag. A tag is on the bag.


It is a bag for Pam.

Pam can see the bag wag.

A pup is in the bag!

Pam and pup run and play.

See the pup wag and wag!



For each question below, circle the best answer from what you have read.

1	Pat can see the bag ____.	wag	run
2	What is in the bag?	Pat	pup
3	Is the pup happy 😊?	yes 👍	no 👎



Read 3 times and highlight the words with the focus sound. ☆ ☆ ☆

Dad and Tad

Tad is a cat. Tad can see Dad. Dad has a big hat.

See Tad hop up on Dad. Tad is in his lap.

Tad bats the hat off Dad. The hat is on Tad. "Bad Cat!" said Dad.

Dad is mad and Tad is sad.

Tad gets the hat for Dad.








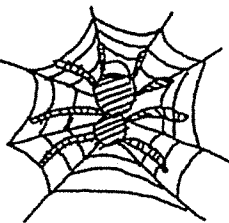

Dad and Tad hug. See Dad pet Tad.




For each question below, circle the best answer from what you have read.

1	Tad is a _____.	lap	cat
2	What did Dad have?	a hat	a map
3	Do you think Dad forgave Tad?	yes	no


Lesson 5

  <p>sn- sp- sm-</p>	 <p>sn- sm- sp-</p>
 <p>sm- sn- sp-</p>	 <p>sn- sp- sm-</p>
 <p>sm- sn- sp-</p>	 <p>sn- sp- sm-</p>
 <p>sn- sp- sm-</p>	 <p>sn- sm- sp-</p>

○ it.



snip or sip?




spill or pill?



sit or spit?



snip or sniff?




spot or pot?



snap or nap?


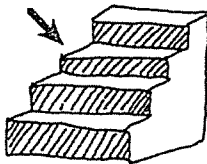

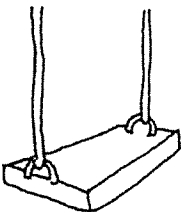




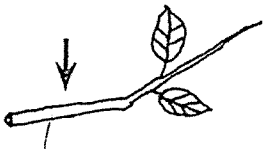
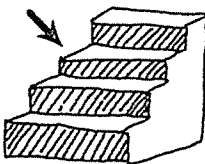

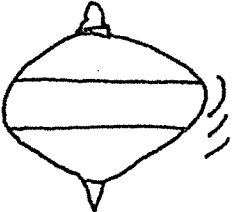


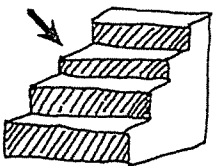





snack or sack?



spell or sell?

Read, write, and X it.

stem _____			
swim _____			
twig _____			
stop _____			
stick _____			
stuck _____			
twin _____	