

2B/2D

WEEK OF 1/29 - 2/2

Name: _____



Due **Friday** 2/2

DAILY HOMEWORK

| MONDAY | TUESDAY | WEDNESDAY | THURSDAY |
|--|--|--|--|
| Readworks <i>The Whys of Weather-Rainbows</i> | No I-Ready HW | Readworks <i>Watching the Weather</i> | No I-Ready HW |
| Study Spelling Words (1 activity) | Study Spelling Words (1 activity) | Study Spelling Words (1 activity) | Study Spelling Words (1 activity) |
| Parent Initials | Parent Initials | Parent Initials | Parent Initials |

WEEKLY OBJECTIVES

- Content Area Words, Make Connections, Point of View, Text Features
- Prefixes un- and re- (vocabulary)
- Sounds for Cc and Gg (spelling)
- Subject-Verb Agreement (grammar)
- Poems (writing)

Readworks- 2B: QN5E73 2D: GMFHxV

REMINDERS

- We will be completing diagnostic 2 in I-Ready this week
- Please ensure ipads are fully charged
- Spelling Quiz 2/2 Friday
- Please **UPDATE IPADS**

VOCABULARY

average- normal or usual
advantages- things that put you ahead
front- where cold air meets warm air
impressed- to like something a lot
gusts- short rushes of wind
flash- sudden burst of light
supplies- things you need to be ready for something
layer- to wear several things on top of one another to keep warm

SPELLING

1. cot
2. face
3. goal
4. gym
5. nice
6. page
7. plug
8. crash
9. gone
10. brag
11. city
12. trace
13. stamps
14. dishes
15. bells
16. dresses
17. circus
18. once

CONTENT-AREA WORDS


Informational texts often use words from science and social studies to tell about a topic.



How can I figure out what these words mean?

TITLE

Heading



WORD
WORD
WORD

Look at text features, like titles and headings.


Look at the pictures.

Ask and answer questions.


Use context, or the words and sentences near the word.

Point of View

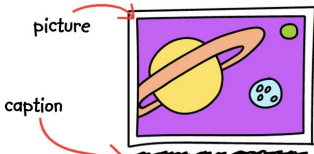
The narrator is the person who tells a story. Readers see the story events through the narrator's point of view.



A story written in first-person point of view has a character in the story as the narrator. Look for a narrator who uses the words **I**, **me**, or **my**.



A story written in third-person point of view has an outside narrator. The narrator uses the words **he**, **she**, or **they**. An outside narrator can tell about all the characters.




Captions are words or sentences about a picture.

Text Features

Authors choose text features to help explain ideas or to help readers locate information.

Headings tell what part of a text is about. They can help you find information.



fact box



A **fact box** is a feature that tells special information about a topic.

TIME FOR REVIEW!

Generative Vocabulary 6.6

Prefixes *un-*, *re-*

A **prefix** is a word part added to the beginning of a **base word** that changes the meaning of the word.

- The prefix **un-** means "not" or "to reverse."

was **unimpressed**

- The prefix **re-** means "again."

will **reoccur**

Look up base words you do not know in a dictionary.

Examples

- do
un + do = **undo**
re + do = **redo**
- use
re + use = **reuse**
- able
un + able = **unable**
- pack
un + pack = **unpack**
re + pack = **repack**



Grade 2 | Vocabulary

Module 6 • Week 2

Grammar 1.6.4b

Review Subject-Verb Agreement

Some **verbs** need an -s or an -es to go with a singular subject.

Add -es to verbs that end in -s, -sh, -ch, -tch, -z, or -x.

| Pronoun <i>he, she, or it</i> Add -s or -es to Verb | Pronoun <i>I, you, we, or they</i> No Change to Verb |
|--|---|
| She sings loudly. | I sing loudly. |
| He fixes the bike. | You fix the bike. |
| She runs to class. | We run to class. |
| It buzzes around me. | They buzz around me. |

Grade 2 | Grammar Minilessons

Sentences • Subject-Verb Agreement

Review Subject-Verb Agreement

Choose the verb that goes with the subject.

- He (mix/mixes) the pancake batter.
- The squirrel (twitch/twitches) its tail.
- It (look/looks) like it will rain.
- They (match/matches) clothes every day.
- We (wish/wishes) we could stay up late.
- Susan (teach/teaches) math class.

Be sure to
attach your work
and bring back
to class at the
end of the week!

February Spelling Menu

Name: _____

Heart Words

Draw a heart for each of your spelling words. Write one spelling word inside of each heart. Then, color your hearts.



Colorful Words

Write each spelling word with a pencil. Then, use the colors below to trace each letter.

Consonants = Pink
Vowels = Purple



Dear BFF

Write a letter to your best friend using your spelling words. Be sure to use spaces in between your words AND underline your spelling words.



Speed Writing

Write your spelling words as many times as you can in

10 MINUTES!

Ask an adult at home to help you keep track of the time.

Practice Test

Ask an adult at home to quiz you on your spelling words. If you misspell a word, write it correctly **THREE** more times.

Adult Signature

Let's Move!

HEAD & KNEES!

Write a spelling word on your paper. Then, tap your head for each consonant and pat your knees for each vowel – tap your belly and call out the word. Repeat for all of your spelling words!

Typed List

Use a computer to type your spelling words. Feel free to use different fonts, sizes or colors for each word – how fun!

Be sure to print the page when you're finished!



Silly Sentences

Use each of your spelling words to write a silly sentence about things you could do with your best friend. Don't forget a capital letter at the beginning of your sentence and punctuation at the end. Underline each spelling word.

We like to bake cake.

Hidden Picture

Draw and color a picture of you and a friend playing together. Remember to add great details and lots of color! Then, hide your spelling words somewhere inside the picture.

