



American Math News

January 29th -February 2nd

Name _____ Section _____ Date _____

Announcements & Reminders

- Homework is due on Thursday February 1st in green folder.
- Waggle (HMH): Practice Waggle 30 Minutes per week.

HAVE A GREAT WEEK!



This Week's Homework

Monday	Pg:1, pg.2, Pg.3
Tuesday	Pg:4, pg.:5, Pg.6
Wednesday	Pg:7, Pg.8, Pg:9
Thursday	Home work return

Vocabulary

One more and One less
Add,
Doubles
Equation
Plus (+)
Sum



Parent Signature _____ Date _____



$$6 + 1 = \underline{\hspace{2cm}}$$



$$\underline{\hspace{2cm}} = 7 + 1$$



$$8 + 1 = \underline{\hspace{2cm}}$$




$$\underline{\hspace{2cm}} = 9 + 1$$



DIRECTIONS 1–4. Use two colors of cubes to show the sum. Write the number.

____ Name: ____

Counting on



Directions: Fill in the missing numbers.

1	2		4	5	
7			10		12
		15		17	18
	20			23	
25		27			30

count by 2s

2					
---	--	--	--	--	--

count by 5s

5					
---	--	--	--	--	--

Name _____

5

10

-

1

=

6

9

-

1

=

7

=

8

-

1

8




=

7

-


1

DIRECTIONS 5-8. Use two colors of cubes to show the difference. Write the number.




Name: _____



One Less One more





Directions: Write a number that is one less and one more.





2





17





7





11





13





3





5




14



9



16



Name _____


LESSON 13.3

Practice and Homework

Sums Up to 9

Go Online

Interactive Examples



_____	+	_____	=	_____
_____		_____		_____
_____		_____		_____




_____	+	_____	=	_____
_____		_____		_____
_____		_____		_____



_____	+	_____	=	_____
_____		_____		_____
_____		_____		_____

DIRECTIONS Complete the addition equation. 1. Mr. Obi bought 5 apples and 3 pears. How many pieces of fruit did he buy? 2. Mr. Jones eats 2 strawberries and 6 blueberries. How many berries does he eat? 3. There are 4 bananas and 5 pears in a bowl. How many pieces of fruit are there?



Solving Word Problems

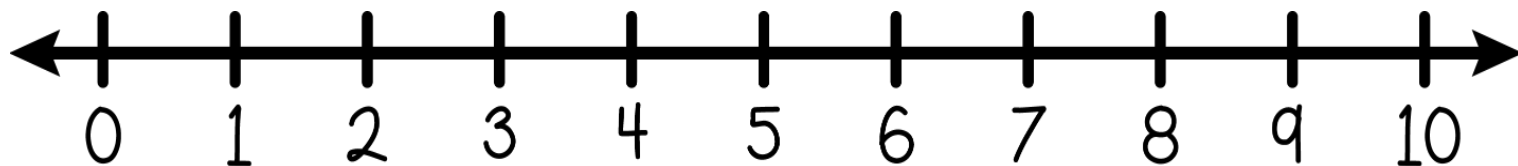
Name _____



There are 3 frogs on a log. 2 more frogs hop on the log. How many frogs are on the log?


I can draw a picture to solve the problem.

I can use a number line to solve a word problem.





I can write the answer or write an equation.





Name _____

4







5







6







DIRECTIONS 4-6. Listen to the addition word problem. Complete the addition equation.

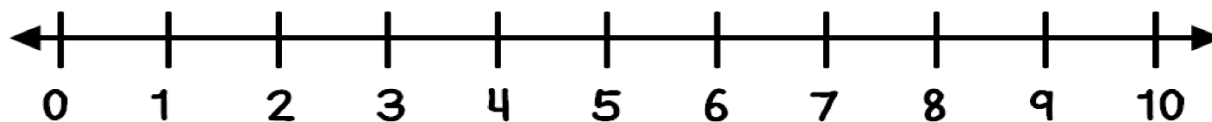
Name: _____ Date: _____

Ann ate 5 apples. Then she ate 3 more.
How many apples did she eat in all?

Draw a picture to show your thinking.

Show your work using ten frames.

Show your thinking on the number line.




Write a number sentence.

___ O ___ O ___

What is your final answer?

Name _____

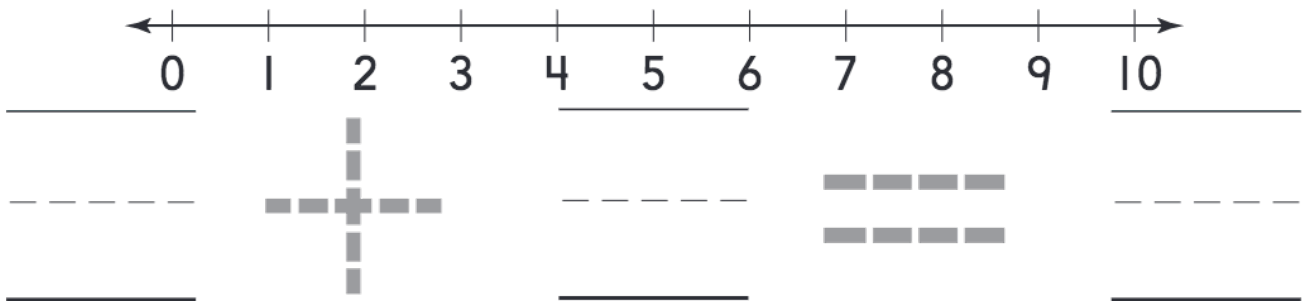
4



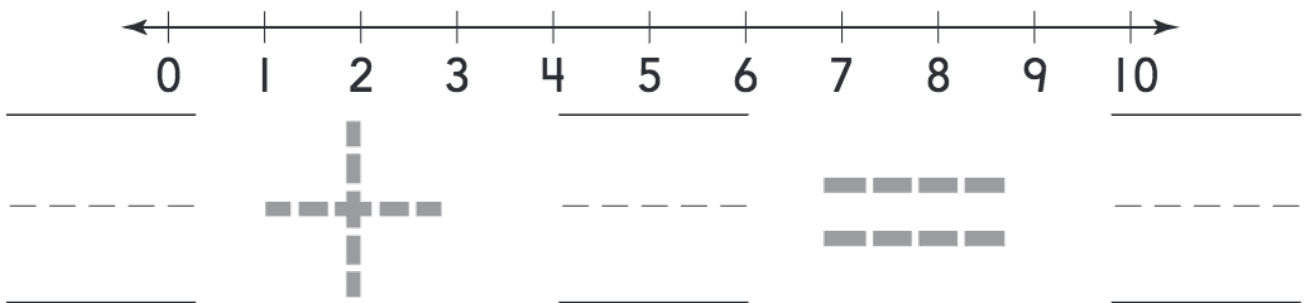





5



6



DIRECTIONS 4-6. Write the number in each group. Add. Write the sum. Trace the symbols.