

2A/2C/2E


WEEK OF 1/16 - 1/19

Name: _____

Due **MONDAY** 1/22



DAILY HOMEWORK

MONDAY	TUESDAY	WEDNESDAY	THURSDAY
NO SCHOOL 	I-Ready 25 minutes	Readworks <i>President of the United States</i>	I-Ready 20 minutes
	Study Spelling Words (1 activity)	Study Spelling Words (1 activity)	Study Spelling Words (1 activity)
Parent Initials	Parent Initials	Parent Initials	Parent Initials

SPELLING

1. meet
2. meat
3. week
4. weak
5. mane
6. main
7. tail
8. tale
9. be
10. bee
11. too
12. two
13. child
14. night
15. high
16. spy
17. threw
18. through

WEEKLY OBJECTIVES

MODULE 5 WEEK 3

- Characters, Text Organization, Text Structure, Summarize
- Homophones (spelling)
- Abbreviations days, months, titles (grammar)
- Informative (writing)

Readworks- 2A: CCCJNE 2C: EEQDWC 2E: SDMTVP

REMINDERS

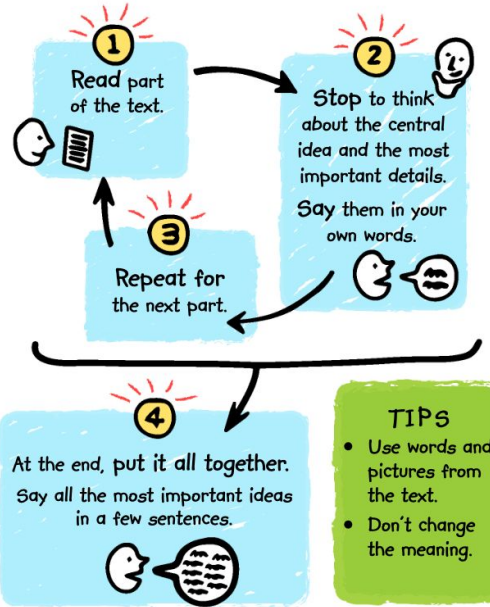
- Reading Test 1/18 Thursday
- Grammar Test 1/18 Thursday
- Spelling Quiz 1/22 MONDAY
- No School Friday - Teacher Planning Day 1/19
- Please **UPDATE IPADS**

VOCABULARY

troop- a group of people who belong to a club
charge- when people follow your directions
solve- when you find and answer to a problem
state-an area of land that is part of a country
members-people who belong to a group
laws-rules people must follow
capital-the city where a government meets to make laws.
council- a group of people elected to lead.


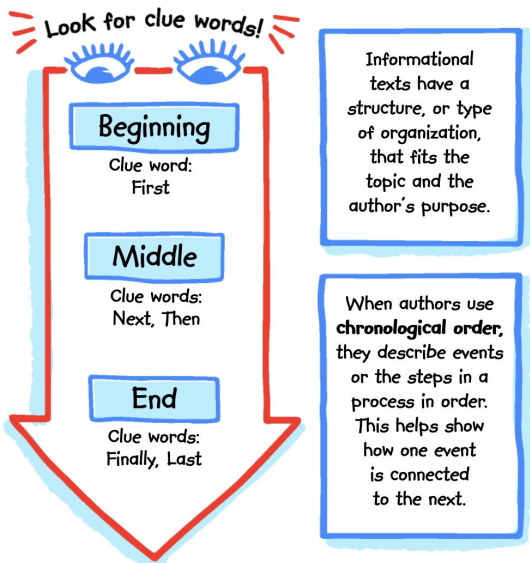
SUMMARIZE

When you summarize, you put the central idea and the relevant details into your own words.



Text Organization


Chronological Order



Text Features

Authors choose text features to help explain ideas or to help readers locate information.

Headings tell what part of a text is about. They can help you find information.



A **fact box** is a feature that tells special information about a topic.

TIME FOR REVIEW!



Grammar 5.5.4a

Review Abbreviations

An **abbreviation** is a shortened form of a longer word. People's titles and the names of days, months, and places are proper nouns that can be shortened. Abbreviations for proper nouns begin with a capital letter and end with a period.

Titles	Abbreviations	Proper Nouns	Abbreviations
Mister	Mr.	Monday	Mon.
Doctor	Dr.	March	Mar.
		Main Street	Main St.

Grade 2 | Grammar Minilessons

Punctuation and Contractions • Abbreviations

Grammar 5.5.4b

Review Abbreviations

Tell how to fix the title in each sentence.

- Please ask dr. Phelps to check your ankle.
- Today I have a music lesson with Mrs Lawrence.

Tell what each abbreviation stands for.

- Nov.
- Canton St.
- Tues.
- Jan.
- Elm Rd.
- Fri.

Grade 2 | Grammar Minilessons

Punctuation and Contractions • Abbreviations

Abbreviations for Titles for People

An **abbreviation** is a shortened form of a longer word. Some of the letters are removed from the full word, and a period is used at the end. To read an abbreviation, say the whole word it means.

A **title** is a word that describes a person. It may be used before a person's name. It can tell whether someone is male or female or the kind of job a person has.

Some titles are written as abbreviations. They begin with a capital letter and end with a period.

Dr. Hood cares for pets. **Ms. Nimoy** works in his office.

Monday	Mon.	Friday	Fri.
Tuesday	Tues.	Saturday	Sat.
Wednesday	Wed.	Sunday	Sun.
Thursday	Thurs.		

January	Jan.	July	
February	Feb.	August	Aug.
March	Mar.	September	Sept.
April	Apr.	October	Oct.
May		November	Nov.
June		December	Dec.

Proper Nouns	Abbreviations
Wilson Road	Wilson Rd.
Orange Avenue	Orange Ave.
Memorial Highway	Memorial Hwy.
First Street	First St.
Cypress Drive	Cypress Dr.

Be sure to
attach your work
and bring back
to class at the
end of the week!

January Spelling Menu

Name: _____


Picture This!

Draw, or cut out, a large snowflake. In the empty spaces, write your spelling words as many times as you can. Then, color your picture.



Rainbow Words

Write each spelling word with a pencil. Then, use the colors below to trace the whole word.



Story Time

Write a story about what snowmen do at night using your spelling words. Be sure to include interesting details AND underline your spelling words in the story.



Add It Up!

Add the letters in each of your spelling words to find the total. Use the numbers below.

Consonants = 10
Vowels = 5

EXAMPLE: whale
whale = 10 + 10 + 5 + 10 + 5 = 40

Practice Test

Ask an adult at home to quiz you on your spelling words. If you misspell a word, write it correctly THREE more times.

Adult Signature

Let's Move!

BASKETBALL!

Write a spelling word on your paper. Then, dribble your invisible basketball for every letter in the word – shoot it and call out the word. Repeat for all of your spelling words!

Magic Words

Use a white crayon to write all of your spelling words – they will be invisible! Then, scribble over the top to magically reveal your hidden spelling words.



Define It!

Write your spelling words. Then, write your own definition for each one. Describe **WHAT IT IS** in your own words.

EXAMPLE:

Shark – A shark is an animal with large teeth that lives in the ocean.

Hidden Picture

Draw and color a large picture of a snowman. Remember to add great details and lots of color! Then, hide your spelling words somewhere inside the picture.

