

2A/2C/2E

WEEK OF 1/8 - 1/12



Name: _____

Due Friday 1/12

DAILY HOMEWORK

MONDAY	TUESDAY	WEDNESDAY	THURSDAY
Readworks <i>Martin Luther King Jr./An American Leader</i>	I-Ready 25 minutes	Readworks <i>A Great Leader</i>	I-Ready 20 minutes
Study Spelling Words (1 activity)	Study Spelling Words (1 activity)	Study Spelling Words (1 activity)	Study Spelling Words (1 activity)
Parent Initials	Parent Initials	Parent Initials	Parent Initials

SPELLING

1. night
2. kind
3. spy
4. child
5. knife
6. find
7. right
8. high
9. write
10. climb
11. sign
12. sigh
13. both
14. own
15. roast
16. float
17. children
18. kindness

WEEKLY OBJECTIVES

- Characters, Text Organization, Text Structure, Summarize
- Long I, Silent Letters
- Prefix dis- (vocabulary)
- Capitalization of months, days, holidays (grammar)
- Informative (writing)

Readworks- 2A: CCCJNE 2C: EEQDWC 2E: SDMTVP

REMINDERS

- Reading Test 1/12 Friday
- Grammar Test 1/12 Friday
- Spelling Quiz 1/12 Friday
- No School Monday 1/15- Martin Luther King Jr. Day

VOCABULARY

rare-something that is rare does not happen often
relay- a team race where each member runs one part of it.
honored- praised for something special
success-when you finish something you worked hard for
politics-work done by people in government
advice-tell people what you would do

CHARACTERS

External Traits

Internal Traits

What We See

- The character's
- hair (color, length)
 - clothing (kind, color)
 - height
 - facial expressions
 - behavior and actions

Thoughts and Words

Feelings

Perspective

What We Learn

- The character's personality shows through the
- thoughts and words
 - feelings

TIME FOR REVIEW!



Review Using Proper Nouns

Names for **days** of the week and **months** of the year begin with capital letters. Each important word in the name of a **holiday** begins with a capital letter, too.

Days	Months	Holidays
Monday	March	New Year's Day
Friday	July	Thanksgiving Day
Saturday	September	Fourth of July

Review Using Proper Nouns

Tell which words should be capitalized.

- 1 The new library opens in april.
- 2 I made my dad a pie for father's day.
- 3 I have to go to the dentist on tuesday.
- 4 We are having a picnic on labor day.
- 5 My aunt is visiting in september.
- 6 We go food shopping on mondays.

Text Organization

Chronological Order

Look for clue words!

Beginning

Clue word:
First

Middle

Clue words:
Next, Then

End


Clue words:
Finally, Last

Informational texts have a structure, or type of organization, that fits the topic and the author's purpose.

When authors use **chronological order**, they describe events or the steps in a process in order. This helps show how one event is connected to the next.

picture

caption




Captions are words or sentences about a picture.

Text Features

Authors choose text features to help explain ideas or to help readers locate information.

Headings tell what part of a text is about. They can help you find information.

heading



fact box



A **fact box** is a feature that tells special information about a topic.

Generative Vocabulary 5.6

Prefix *dis-*

A **prefix** is a word part added to the beginning of a **base word**. It changes the base word's meaning. The prefix **dis-** means "not."

people **dishonored**

The new word formed means the opposite of the base word.

If you do not know the meaning of a base word, you can look the word up in a dictionary.

Examples

- 1 like
dis + like = **dislike**
- 2 agree
dis + agree = **disagree**
- 3 honest
dis + honest = **dishonest**
- 4 appear
dis + appear = **disappear**
- 5 prove
dis + prove = **disprove**

Be sure to
attach your work
and bring back
to class at the
end of the week!

January Spelling Menu

Name: _____


Picture This!

Draw, or cut out, a large snowflake. In the empty spaces, write your spelling words as many times as you can. Then, color your picture.



Rainbow Words

Write each spelling word with a pencil. Then, use the colors below to trace the whole word.



Story Time

Write a story about what snowmen do at night using your spelling words. Be sure to include interesting details AND underline your spelling words in the story.



Add It Up!

Add the letters in each of your spelling words to find the total. Use the numbers below.

Consonants = 10
Vowels = 5

EXAMPLE: whale
whale = 10 + 10 + 5 + 10 + 5 = 40

Practice Test

Ask an adult at home to quiz you on your spelling words. If you misspell a word, write it correctly THREE more times.

Adult Signature

Let's Move!

BASKETBALL!

Write a spelling word on your paper. Then, dribble your invisible basketball for every letter in the word – shoot it and call out the word. Repeat for all of your spelling words!

Magic Words

Use a white crayon to write all of your spelling words – they will be invisible! Then, scribble over the top to magically reveal your hidden spelling words.



Define It!

Write your spelling words. Then, write your own definition for each one. Describe **WHAT IT IS** in your own words.

EXAMPLE:

Shark – A shark is an animal with large teeth that lives in the ocean.

Hidden Picture

Draw and color a large picture of a snowman. Remember to add great details and lots of color! Then, hide your spelling words somewhere inside the picture.

