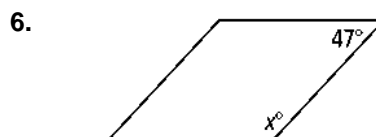
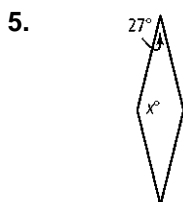
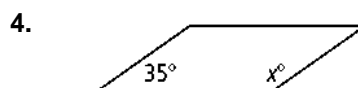
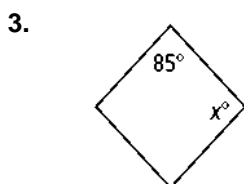
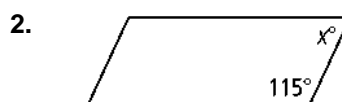
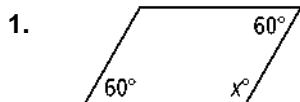


6-2 Practice

Properties of Parallelograms

Form G

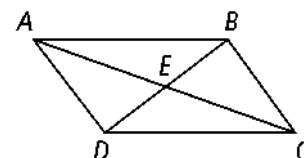
Find the value of x in each parallelogram.



Developing Proof Complete this two-column proof.

7. **Given:** $\square EFGH$, with diagonals \overline{EG} and \overline{HF}

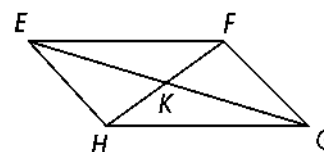
Prove: $\triangle EFK \cong \triangle GHK$



Statements	Reasons
1) <u>?</u>	1) Given
2) <u>?</u>	2) The diagonals of a parallelogram bisect each other.
3) $\overline{EF} \cong \overline{GH}$	3) <u>?</u>
4) <u>?</u>	4) <u>?</u>

Algebra Find the values for x and y in $\square ABCD$.

8. $AE = 3x$, $EC = y$, $DE = 4x$, $EB = y + 1$



12. $AE = 4x$, $EC = 5y - 2$, $DE = 2x$, $EB = y + 14$

6-2

Practice (continued)

Form G

Properties of Parallelograms

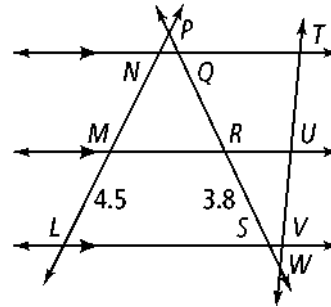
In the figure, $TU = UV$. Find each length.

13. NM

14. QR


15. LN

16. QS

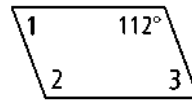


Find the measures of the numbered angles for each parallelogram.

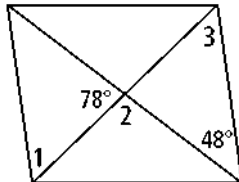
17.



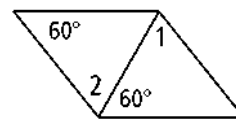
18.



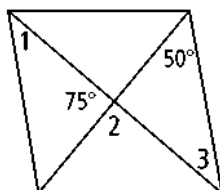
19.



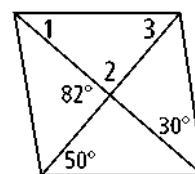
20.



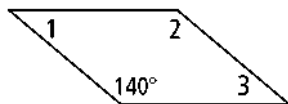
21.



22.



23.



24.

