

SECTIONS: KA-KE

NAME: _____

WEEK: 12/4-12/8

TO DO LIST

Reminders

- Complete Spelling menu & phonological awareness activities for the corresponding month as stated on the homework packet.
- Read and review Phonic Booklet every day, turn in for assessment level up weekly.
- I-ready weekly 45 min due every Friday.
- Weekly graded vocabulary sentence will be given every (week) in class, use rubric and worksheet to study sentence throughout the week.

Weekly Assessment(s):

- Vocabulary sentence
- Reading Comprehension Assessments on Weekly Text
- Spelling Test
- Sight Word Test

Monday:

- Read Pot of Pods- Then, review Phonic Booklet sent home (Study to level up) *BRING INSIDE BLUE FOLDER DAILY)
- Daily phonological exercise on calendar attached.
- Study vocabulary sentence - relaxing:

Reading can be relaxing.

Tuesday:

- Pick 1 Activity from Dec Spelling Menu for Sight Words AND Spelling words.
- Daily phonological exercise on calendar attached.

- Complete Read and Spell WS 1 & 2

Wednesday:

- Daily phonological exercise on calendar attached.
- Complete Sort words with short vowels WS
- Complete letter O WS

Thursday:

- Read Bob Tips a Pot
- Complete Reading Comprehension WS

Please make sure they use text evidence as taught in class.

WEEKLY LEARNING DISCOVERIES:

Check for Understanding

STOP and think:



Do I understand what is happening?

If not, then:



reread



use what you know



look for clues



ask questions

Retell a Story

Use your own words to tell the characters, setting, and main events.



Central Idea and Key Details

topic

what a text is about in one or two words

central idea

the most important idea in a text

key details

facts or examples that give information about the central idea

Keys

Keys open doors.



This key opens the front door.

This key opens the garage door.


This key opens a secret door!

MODULE 4 - WEEK 2

Essential Question:

How can I be my healthiest me?

Weekly Texts :



Genre: Informational Text
Lexile® Measure: 540L
Guided Reading Level: K



Genre: Fiction
Lexile® Measure: AD340L
Guided Reading Level: H

Reading Comprehension Skill:
Central Idea and Key Details

Reading Comprehension strategy:
Retelling

Spelling Words:
cot, Tom, dot, pot, top, mop

Phonics:
Vowel o

Writing:
Informational Writing

Grammar:
Rhyming Words

Vocabulary:
relaxing
Reading can be relaxing.

Sight Words:
got, here, of, on

December

Sunday	Monday Count the number of syllables...	Tuesday Do they rhyme?	Wednesday Count the words in the sentence.	Thursday Beginning sounds	Friday Segmenting and Blending	Saturday
				.	1 Segment: slip, snap, stop, scan, slug	2
3	4 In these words: winter, snowflake, hibernate, mittens, freezing	5 cat/mat hat/dog leg/beg	6 I love to eat lettuce and cucumbers.	7 Same beginning sound? winter/wash pond/lake stop/snip	8 Blend: s-l-i-p s-n-a-p s-t-o-p s-c-a-n	9
10	11 In these words: soccer, football, gymnastics, tennis, baseball	12 said/bed crash/cup sip/sing	13 My teacher taught me numbers and letters!	14 Name three words that start like break.	15 Segment skip, snug, Scott, staff, stuff:	16
17	18 In these words: Virginia, Florida, Maine, Tennessee, Nevada, Utah	19 sick/lick pad/sad treat/meat	20 Do you ride in a car or a bus to get to school?	21 Same beginning sound? kitchen/bath hair/home shoe/show	22 Blend: s-k-i-p s-n-u-g S-c-o-tt s-t-a-ff	23
24/31	25 In these words: fireworks, celebration, calendar, parade, holiday	26 can/talk book/look save/Dave	27 It can snow during the winter.	28 Name three words that start like stage.	29 Segment: skiff, slim, snow, spin, spot	30

D e c e m b e r

Spelling Choice Board

Picture Perfect

Draw a holiday picture and hide your words in it.



Get Physical

Spell your words while hopping from one foot to another. Say one letter each time you hop.

Parent Initials: _____

Date: _____

Terrific Trees

Draw some trees and write your words on them.



Connect Four

Write your words in groups of four so they are connected:

T H A T M U S T
H N
F I N D M A D E
N E
K I N D A R E

Weird Words

Use your weirdest handwriting to write your words with

FUNNY, GOOFY, crazy, or other

WEIRD letters.

Word Finder

Write each word and then write 2 more words that can be made from those letters:
match- mat hat

Missing Vowels

Write your words with a blank line for the vowels. Then go back and try to fill in the vowels with another color:

s _ m _ t h _ n g

Magnet Master

Spell your words with magnetic letters.

Parent Initials: _____

Date: _____

Rewind

Write your words forwards and then write them backwards:
spelling - gnilleps

Winter Wonder

Write a winter story using all of your spelling words. Underline the words.

Rainbow Words

Write words

3-times



each in the


shape of a rainbow!

fourth fourth fourth
where where where
might might might

Handy Dandy

Write your words once with your normal hand & once with your opposite hand.

This book belongs to _____



"Put the pot **here**, Tom,
on top of the bin."
"Got it, Mom!"

WORD
WORK



Speed Read

Read these words.


in it put
here got on



Picture Hunt

Find these pictures in the story.

mop pot pods



“Bob! Bob! Not in **here**, Bob!”



"Mom! Mom! Bob can mop!"



Bob got on top of the bin.
Bob taps the pot. It tips!

—Fold—



"Can you mop it, Tom?"

Bob is a tot."

"Got it, Mom."



Bob ran to Tom.

Pot of Pods

by Bryan Langdo



© Carrie Garcia-Houghton Mifflin Harcourt

Fold

This book belongs to

Tip bags in pots.

1



Dig in pots.

©Carrie Garcia/Houghton Mifflin Harcourt

Fold

WORD WORK



Blend and Read

Read these words.

What is the same?



pots

pop

top

pod



Word Hunt

Find these words in the story.

big

in

it

©Carrie Garcia/Houghton Mifflin Harcourt



It got big!
See the pods?

© Carrie Garcia/Houghton Mifflin Harcourt, © Alybaba/Shutterstock

Fold



© Carrie Garcia/Houghton Mifflin Harcourt

Pop it in.



Pat the top a bit.
Got it?

©Carrie Garcia/Houghton Mifflin Harcourt

Fold

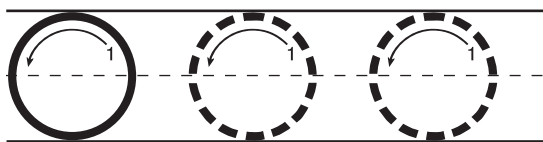


Tip the can on it.

©Carrie Garcia/Houghton Mifflin Harcourt

Name _____

Letter Oo



Remember
to make a
complete
circle!

 Trace and write the words.

dot

mop

top

 Trace and write the sentence.

Dom got a dog.

Name _____

Read and Spell








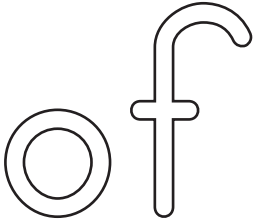


Read and spell these words to be a better reader.

 Read it. <div style="font-size: 48pt; font-family: sans-serif;">got</div>	 Trace it. <div style="font-size: 48pt; font-family: sans-serif;">got</div>	 Write it. <hr/> <hr style="border-top: 1px dashed;"/> <hr/>
 Read it. <div style="font-size: 48pt; font-family: sans-serif;">here</div>	 Trace it. <div style="font-size: 48pt; font-family: sans-serif;">here</div>	 Write it. <hr/> <hr style="border-top: 1px dashed;"/> <hr/>
 Color them. <div style="font-size: 48pt; font-family: sans-serif; letter-spacing: 10px;">got here</div>		
 Circle them. <div style="display: flex; flex-wrap: wrap; justify-content: space-around; padding: 20px;"> <div style="margin: 10px;">big</div> <div style="margin: 10px;">got</div> <div style="margin: 10px;">here</div> <div style="margin: 10px;">very</div> <div style="margin: 10px;">here</div> <div style="margin: 10px;">good</div> <div style="margin: 10px;">got</div> <div style="margin: 10px;">got</div> <div style="margin: 10px;">ran</div> <div style="margin: 10px;">with</div> <div style="margin: 10px;">his</div> <div style="margin: 10px;">here</div> </div>		

Name _____

Read and Spell

Read and spell these words to be a better reader.



 Read it. <div style="font-size: 48pt; text-align: center;">of</div>	 Trace it. <div style="font-size: 48pt; text-align: center;">of</div>	 Write it. <hr/> <hr style="border-top: 1px dashed;"/> <hr/>
 Read it. <div style="font-size: 48pt; text-align: center;">on</div>	 Trace it. <div style="font-size: 48pt; text-align: center;">on</div>	 Write it. <hr/> <hr style="border-top: 1px dashed;"/> <hr/>
 Color them. <div style="text-align: center; font-size: 48pt;">   </div>		
 Circle them. <div style="display: flex; flex-wrap: wrap; justify-content: space-around; padding: 20px;"> <div style="margin: 10px;">got</div> <div style="margin: 10px;">can</div> <div style="margin: 10px;">on</div> <div style="margin: 10px;">of</div> <div style="margin: 10px;">on</div> <div style="margin: 10px;">of</div> <div style="margin: 10px;">big</div> <div style="margin: 10px;">here</div> <div style="margin: 10px;">no</div> <div style="margin: 10px;">his</div> <div style="margin: 10px;">of</div> <div style="margin: 10px;">on</div> </div>		

You can hear the **short o** sound in the middle of the word **pot**.

 Read the words.

mop	sit	cot	bit
dip	dog	rip	got

 Write each word under its vowel.

<h1>Short o</h1> 	<h1>Short i</h1> 
<hr/> <hr/> <hr/>	<hr/> <hr/> <hr/>
<hr/> <hr/> <hr/>	<hr/> <hr/> <hr/>
<hr/> <hr/> <hr/>	<hr/> <hr/> <hr/>
<hr/> <hr/> <hr/>	<hr/> <hr/> <hr/>
<hr/> <hr/> <hr/>	<hr/> <hr/> <hr/>
<hr/> <hr/> <hr/>	<hr/> <hr/> <hr/>
<hr/> <hr/> <hr/>	<hr/> <hr/> <hr/>

Name : _____

Reading Comprehension

Bryan is in the park.

He jumps into the leaves.

He likes to play with leaves.

He is very excited.



Where is he?

- a. park
- a. his house
- a. school

What does he do?

- a. building a snowman
- a. playing with his friends
- a. jumps into the leaves

What does he like?

Name

relaxing

Writing Rubric (1 point each)

- | | |
|---|--|
| <input type="checkbox"/> Neat Handwriting | <input type="checkbox"/> Ending Punctuation |
| <input type="checkbox"/> Vocabulary Word is used | <input type="checkbox"/> Finger Spacing is used |
| <input type="checkbox"/> Begins with a capital letter | <input type="checkbox"/> Illustration matches sentence with labels |