

2B/2D

WEEK OF 11/6 - 11/9

Name: _____



Due Thursday 11/9

DAILY HOMEWORK

MONDAY	TUESDAY	WEDNESDAY	THURSDAY
Readworks <i>Back Off!</i>	I-Ready 20 minutes	Readworks <i>Jesse Owens</i>	I-Ready 20 minutes
Study Spelling Words (1 activity)	Study Spelling Words (1 activity)	Study Spelling Words (1 activity)	Quiz Today
Parent Initials	Parent Initials	Parent Initials	

SPELLING

- 1.full
- 2.dress
- 3.mess
- 4.add
- 5.hill
- 6.pull
- 7.spill
- 8.class
- 9.doll
- 10.kiss
- 11.fell
- 12.off
- 13.drink
- 14.stamp
- 15.swim
- 16.place
- 17.address
- 18.across

WEEKLY OBJECTIVES

- Theme, Make and Confirm Predictions, Central Idea, Text Organization
- Stuart Little (read in class)
- Inflections -ed, -ing (vocabulary)
- Double Final Consonants (spelling)
- Verbs (grammar)
- Persuasive (writing)

Readworks- 2B: QN5E73 2D: GMFHxV

REMINDERS

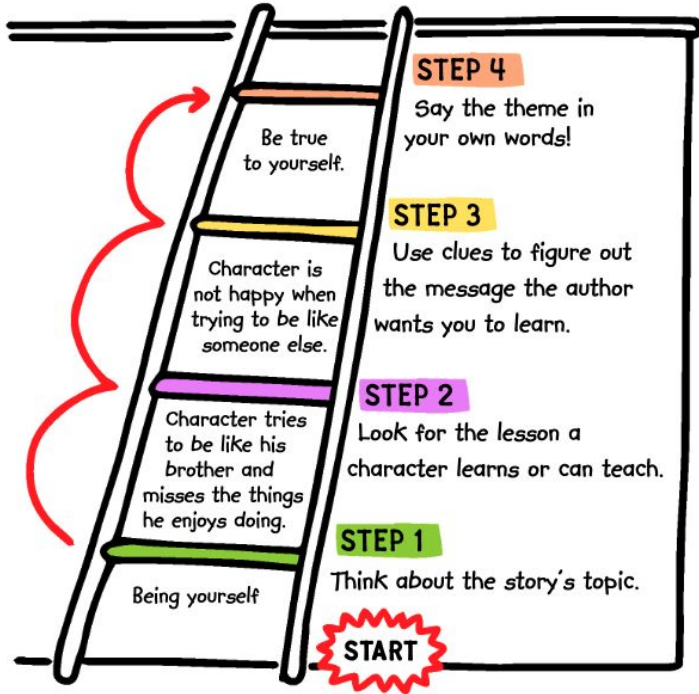
- No School 11/10 Veteran's Day
- Reading Test 11/14
- Grammar Test 11/14
- Spelling Quiz 11/9
- Field Trip 11/7

VOCABULARY

blamed-someone thinks you did something wrong
argue-to not agree in an angry way
respectful-being polite and kind
practice-do something over and over
booming-loud like thunder
skill-doing something really well.
threatening-warning to do something
persuade-get others to feel or think as you do.

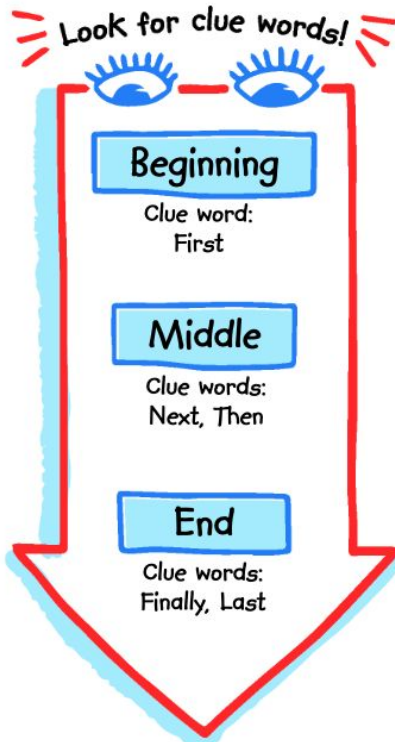
THEME

The **topic** is what a story is mostly about.
The **theme** is the moral or lesson the author wants readers to take away from the story.



Text Organization

Chronological Order



Informational texts have a structure, or type of organization, that fits the topic and the author's purpose.

When authors use **chronological order**, they describe events or the steps in a process in order. This helps show how one event is connected to the next.

TIME FOR REVIEW!



Grammar 3.1.4a

Review Action Verbs

A **verb** names an action that someone or something does or did. A verb is found in the action part, or predicate, of a sentence. A verb that tells what happens now is a **present-tense verb**. A verb that tells what happened before is a **past-tense verb**.

The taxi driver **honks** the horn.
Umbrellas **protect** us from rain.
Children **waited** in line to buy lunch.
We **watched** the fireworks.

Grade 2 | Grammar Minilessons

Verbs • Types of Verbs

Grammar 3.1.4b

Review Action Verbs

Identify the verb in each sentence.

- Two girls cross the street.
- The ball bounced off a car.
- My mother walks to the store.
- Four birds perch on the wire.
- A band performed in the park.
- The cousins shared a sandwich.

Grade 2 | Grammar Minilessons

Verbs • Types of Verbs

Generative Vocabulary 3.6

Inflections -ed, -ing

The endings **-ed** and **-ing** can be added to the end of **verbs** to tell when something happened.

The **-ed** ending shows that the action happened in the past.

tinker + ed = **tinkered**

The **-ing** ending may mean the action is happening or it will happen.

tinker + ing = **tinkering**

Examples

- blame
past = we **blamed**
present = we are **blaming**
future = we will be **blaming**
- jog
past = children **jogged**
present = children are **jogging**
future = children will be **jogging**



Grade 2 | Vocabulary

Module 3 • Week 2

Be sure to
attach your work
and bring back
to class at the
end of the week!

November Spelling Menu

Name: _____

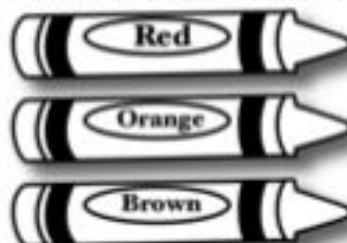
Leaf Words

Draw a leaf for each of your spelling words. Write one spelling word inside of each leaf. Then, color your leaves.



Rainbow Words

Write each spelling word with a pencil. Then, use the colors below to trace the whole word.



Story Time

Write a silly turkey story using your spelling words. Be sure to include interesting details AND underline your spelling words in the story.



Add It Up!

Add the letters in each of your spelling words to find the total. Use the numbers below.

Consonants = 10
Vowels = 1

EXAMPLE: whale
whale = 10 + 10 + 1 + 10 + 1 = 32

Practice Test

Ask an adult at home to quiz you on your spelling words. If you misspell a word, write it correctly THREE more times.

Adult Signature

Let's Move!

VOLCANO BLOW-UP!

Write a spelling word on your paper. Then, crouch down on your feet. Whisper each letter as you slowly rise – then explode and yell out the word. Repeat for all of your spelling words!

Define it!

Write your spelling words. Then, write your own definition for each one. Describe **WHAT IT IS** in your own words.

EXAMPLE:

Shark – A shark is an animal with large teeth that lives in the ocean.

Criss-Cross Words

Write each of your spelling words like a crossword puzzle.

s
m i l e h
i l e a
e p
 p
 y

Hidden Picture

Trace your hand and decorate it to make it look like a turkey. Remember to add great details and lots of color! Then, hide your spelling words somewhere inside the picture.

