



American Math News

November 6th- November 9th

Name _____ Date _____

Announcements & Reminders

- No School on Friday ,
- 11/10 - Veterans Day
- Homework due on Thursday, November 9th in green folder.
- Chapter 7 & 8 Quiz- Thursday, November 9th

HAVE A GREAT WEEK!

This Week's Homework

Monday	Chapter-8 Lesson 8.3 and 8.4 Pg.1 and Pg.2
Tuesday	Lesson 8.5 -Lesson 8.6 Pg.3 and Pg.4
Wednesday	Chapter-8 Lesson 8.7 and 8.8 Pg.5 and Pg.6
Thursday	Home Work return

American Math Vocabulary

Eighteen, Nineteen
Twenty

Greater than, Less than
One More and One Less

18

Eighteen

19

Nineteen

20

twenty

Name _____

Model and Count 18 and 19



18



19

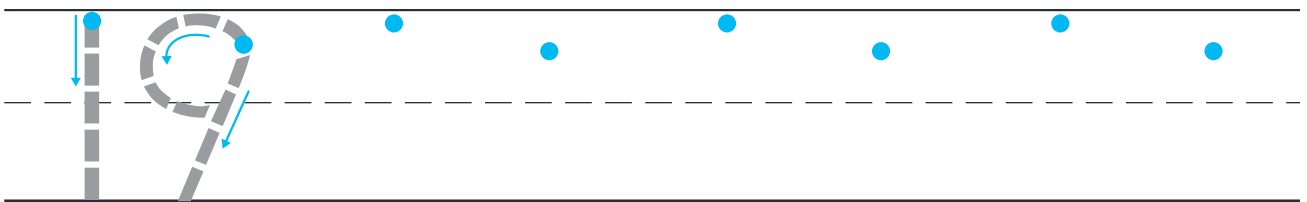

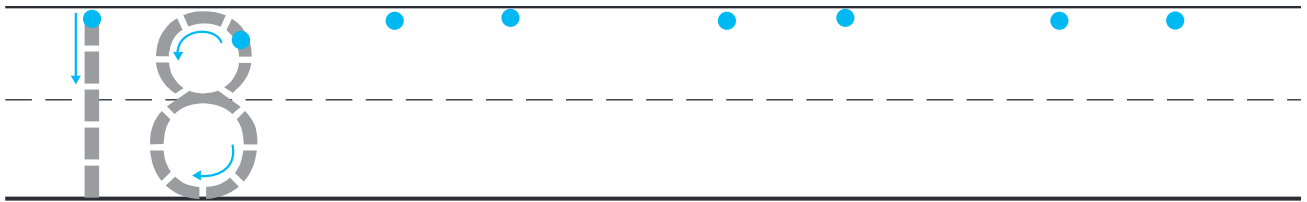

DIRECTIONS 1. Draw counters to show 18. 2. Draw counters to show 19.

Name _____

Count and Represent 18 and 19

I Can write 18 or 19 to represent a group of objects.

Listen and Draw



DIRECTIONS Count and tell how many. Trace and write the numbers.

hare and how



0



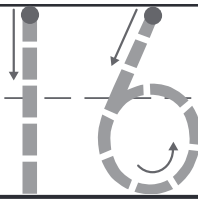
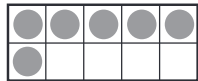
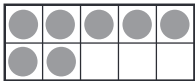
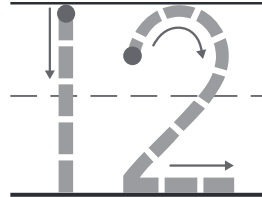
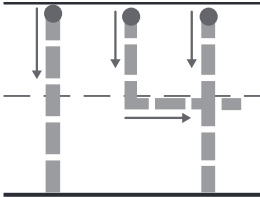
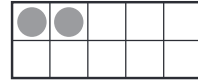
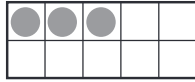
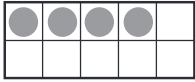
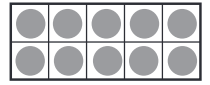
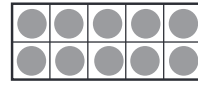


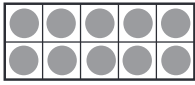
2



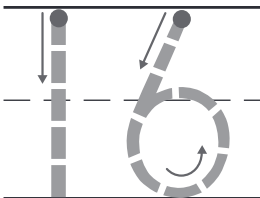
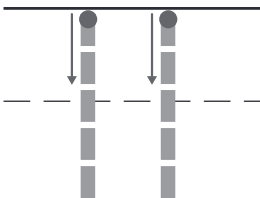
DIRECTIONS 1. Count and tell how many. Write the number. 2. Use cubes to model the number 0. Draw the cubes. 3. Use the cubes from Problem 1 to model ten-cube trains. Draw the cube trains.

Name _____

Count and Order to 20



2



DIRECTIONS . Count the dots in each set of ten frames. Trace or write the numbers. 2. Trace and write those numbers in order. Use the number line to help you order the numbers.

Name _____

One More and One Less to 20



19



16

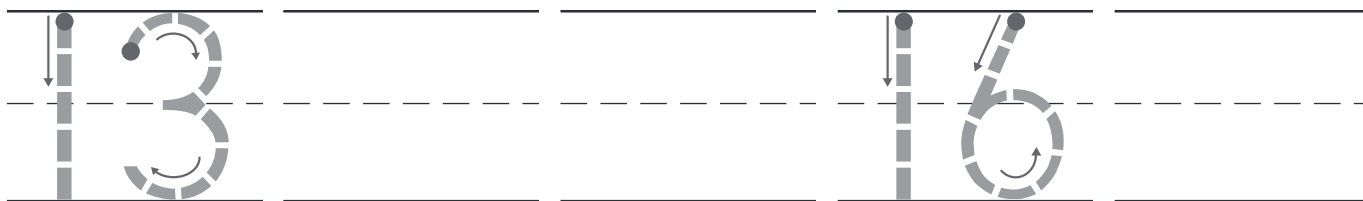


18

DIRECTIONS 1. Look at the number. Write the number that is one less. Write the number that is one more. 2. Find 16 on the number line. Write the missing number that is one less. Write the missing number that is one more. 3. Find 18 on the number line. Write the missing number that is one less. Write the missing number that is one more.


Lesson Check

3



Spiral Review

4



and



DIRECTIONS . Count forward. Trace and write the numbers in order. **4.** Look at the cats. How many are in the ten frame? Write the number. How many more are there? Write the number. Write the total number of cats. **5.** How many erasers are there? Write the number.