




# STEM #1 MAKE-IT-FLOAT!

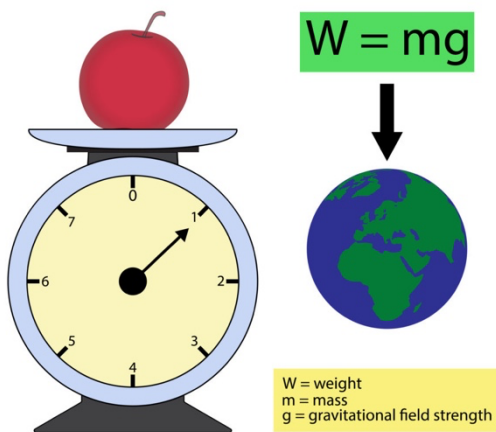


NAME \_\_\_\_\_

SECTION \_\_\_\_\_



# STEM Vocabulary

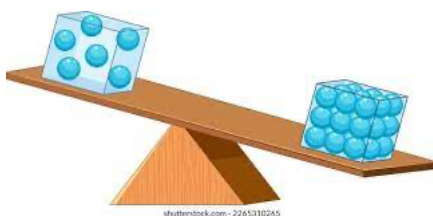


**Mass** is the measure of the amount of matter an object contains.

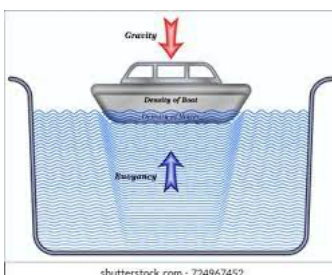
**Weight** is the measure of how hard gravity pulls down on an object.



**Volume** is the amount of space an object takes up.



**Density** is the measurement of how tightly a material is packed together.



**Buoyancy** is the ability or tendency to float in water or air or some other fluid.




## STEM-Make-it-Float

**Building Background Knowledge**

**Working Packet**

**Directions:**

**Respond**



## STEM- Make-it-Float

Research

Working Packet

Group # \_\_\_\_\_

Section: \_\_\_\_\_

Student Name: \_\_\_\_\_

Partner's Name: \_\_\_\_\_

Challenge:

### Research

(Sources: **Science Notebook, Elevate Science Textbook, and/or Discovery Education.** Note the **sources** you used, including **page numbers, titles, and/or links** in the provided space below.)



**Group #** \_\_\_\_\_

**Section:** \_\_\_\_\_

**Student Name:** \_\_\_\_\_

**Partner's Name:** \_\_\_\_\_  
\_\_\_\_\_

**Give your project a title:**


\_\_\_\_\_

### **Design the Prototype**

(Create a labeled diagram of your prototype.)

#### **Materials**

--	--



**Group #** \_\_\_\_\_


**Section:** \_\_\_\_\_

**Student Name:** \_\_\_\_\_

**Partner's Name:** \_\_\_\_\_

\_\_\_\_\_

**Test your Prototype - Collect your Data**



Group # \_\_\_\_\_

Section: \_\_\_\_\_

Student Name: \_\_\_\_\_

Partner's Name: \_\_\_\_\_


\_\_\_\_\_

### **Improve the Prototype**

(Re-design your Prototype. Create a labeled diagram of your improved prototype.)

#### **Materials**

--	--



**Group #** \_\_\_\_\_ **Section:** \_\_\_\_\_  
**Student Name:** \_\_\_\_\_  
**Partner's Name:** \_\_\_\_\_

### Reflection Questions

1. In what way did you improve your prototype?


2. Do you expect the improved prototype to pass the challenge?  
Why?


3. What did you learn? Discuss your success or lack of success and reasons for it.






**Communicate your Results – Use Flip to create a campaign video to promote your boat!**

**Instructions:** Record and submit a video of yourself and your team explaining why we should buy your boat!

1. At least 45 seconds video
2. Typed title
3. 2 stickers
4. 1 photo of your boat
5. Add background!
6. Add music!