

## SECTIONS: KA-KE

NAME: \_\_\_\_\_

WEEK: 10/23-10/27

### Reminders

- Complete Spelling menu & phonological awareness activities for the corresponding month as stated on the homework packet.
- Read and review Phonic Booklet every day, turn in for assessment level up on Friday.
- I-ready weekly 45 min due every Friday.
- Weekly graded vocabulary sentence will be given every Friday in class, use rubric and worksheet to study and create your own sentence throughout the week..

### Weekly Assessment(s):

- Reading Comprehension Tests (Thursday)
- Sight Word Test (Thursday)
- Spelling Test (Thursday)
- Vocabulary sentence (Thursday)

### TODO LIST

#### Monday:

- Read Sid
- Daily phonological exercise on calendar attached.
- Create / Study vocabulary sentence - Neighbor

#### Tuesday:

- Pick 1 Activity from October Spelling Menu for Sight Words and Spelling words.
- Daily phonological exercise on calendar attached.

#### Wednesday:

- Daily phonological exercise on calendar attached.
- Read Sid Bit It
- Review and Study vocabulary sentence, and for our weekly test(s).


#### Thursday:

- Daily phonological exercise on calendar attached.

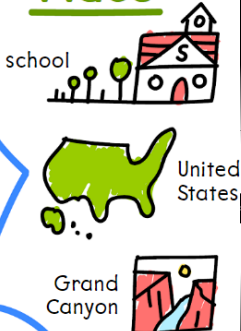
## WEEKLY LEARNING DISCOVERIES::

A **NOUN** is a...


### Person



### Place



### Thing



## Central Idea and Key Details

### topic

what a text is about in one or two words

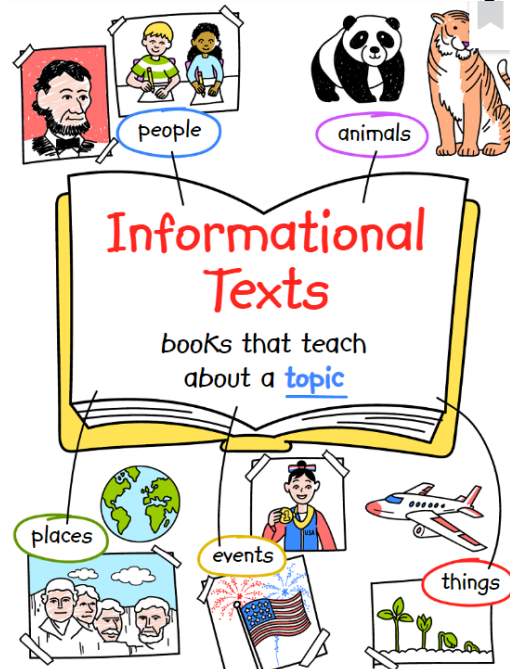
### central idea

the most important idea in a text

### key details

facts or examples that give information about the central idea

### Keys




## MODULE 3 - WEEK 1

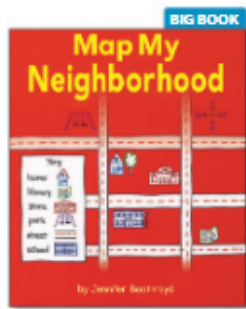
Essential Question:  
What makes a community?

Weekly Texts :

Reading Comprehension Skill:  
Central Idea



Genre: Informational Text  
Lexile® Measure: 490L  
Guided Reading Level: G



Genre: Informational Text  
Lexile® Measure: 420L  
Guided Reading Level: J

Reading Comprehension strategy:  
Finding Key Details

Spelling Words:  
sit, Tim, fit, tip

Phonics:  
Short Vowel i

Writing:  
Informational Writing

Grammar:  
Nouns

Vocabulary:  
neighbor

Sight Words:  
it, if, an, has

# neighbor



# neigh • bor (n.)

## Teach the Word

- 1 Say the word. Ask children to repeat it.
- 2 Explain the meaning. *A **neighbor** is someone who lives near you.*
- 3 Talk about examples.

**Use the Image** *My **neighbor** invited our family over for a barbecue.*

**Make Connections** Ask children to tell the class about some of their own **neighbors**.

# O C t o b e r

Sunday	Monday Count the number of syllables...	Tuesday Do they rhyme?	Wednesday Count the words in the sentence.	Thursday Beginning sounds	Friday Segmenting and Blending	Saturday
1	2 In these words: community, neighborhood, family, street, people	3 red/shed smart/cart tent, can	4 I like to eat cookies!	5 Same beginning sound? tip/lip head/bed him/hat	6 Blend: m-a-n c-a-n r-i-b w-i-g	7
8	9 In these words: harvest, crop, spooky, pumpkin, fall, chilly	10 stick/stem read/need leap/sleep	11 Rachel is my friend.	12 Name three words that start like fall.	13 Segment: top, lot, hug, men, set	14
15	16 In these words: pink, purple, salmon, yellow, lavender	17 cross/ghost sent/sell bed/said	18 A fish swims in the ocean.	19 Same beginning sound? mad/mean sad/silly happy/home	20 Blend: t-o-p l-o-t h-u-g m-e-n	21
22	23 In these words: sweatshirt, pants, shoes, hat, jacket	24 mile/while whale/pail wet/what	25 Reading is so much fun!	26 Name three words that start like cold.	27 Segment: bat, dad, him, lip, lit	28
29	30 In these words: fox, deer, chipmunk, hedgehog, rabbit	31 yellow/orange green/screen tag/bag				

Name



---

---

---

---

---

---

---

### Writing Rubric (1 point each)

- |   |  |
|---|--|
| <input type="checkbox"/> Neat Handwriting             | <input type="checkbox"/> Ending Punctuation                        |
| <input type="checkbox"/> Vocabulary Word is used      | <input type="checkbox"/> Finger Spacing is used                    |
| <input type="checkbox"/> Begins with a capital letter | <input type="checkbox"/> Illustration matches sentence with labels |

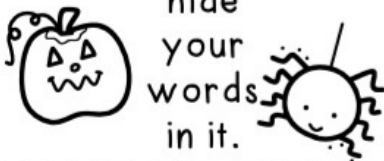


# OCTOBER

## Spelling Choice Board

### Picture Perfect

Draw a fall picture and hide your words in it.



### Flash Card

Make flash cards with index cards or paper. Write the word on one side and draw a picture on the back.

### Practice Test

Have an adult give you a practice test. Write the words you miss 3-times each.

### Jumping Jacks

Spell your words while doing jumping jacks. Say one letter each time you jump.

Parent Initials: \_\_\_\_\_

Date: \_\_\_\_\_

### Word Scramble

Go to

<https://bit.ly/doublepuzzle>

and enter your spelling words to create your own scramble. Print it and unscramble your words.

### Silly Sentences

Write some silly sentences using your spelling words and underline them.

### Across & Down

T H E R E

H E R E  
Write each word across and then down so one letter connects.

### Word Search

Hide your spelling words in a word search... and then find them!

### Cut & Paste

Cut letters & words from newspapers or magazines and use them to spell your words.

### Chalk Challenge

Write your words with sidewalk chalk

Parent Initials: \_\_\_\_\_

Date: \_\_\_\_\_

### True & False

Write your words in true and false sentences.


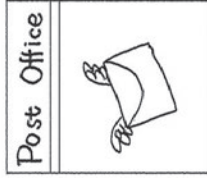

### Super Syllables

Write your words using dashes to separate the syllables:

e-l-e-phant

# Sid

by Sarah Roman  
illustrated by Steve Dorado




Fold

This book belongs to

"Sid, the in!  
drop envelope  
it in the bin, Sid!"  
Drop





Sid did it!

## WORD WORK



### Blend and Read

Read these words. What is the same?

**I**

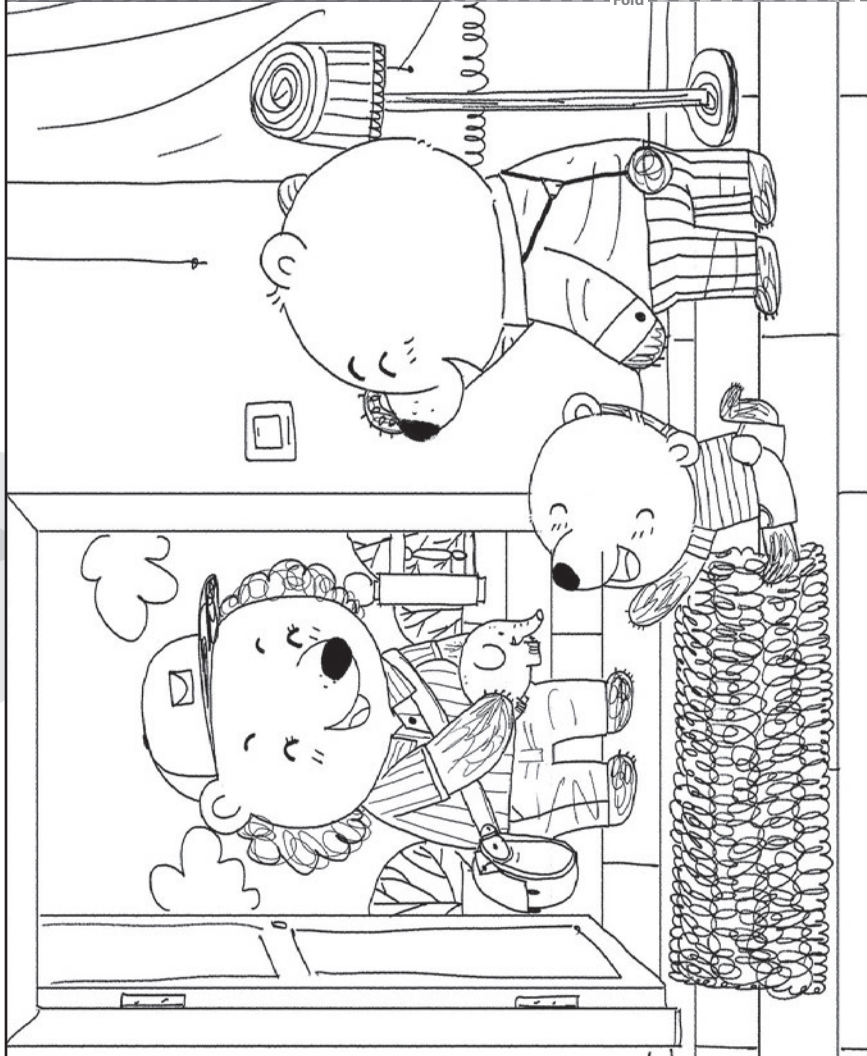
Sid bin  
in did




### Word Hunt

Find these words in the story.

the my you see




Fold



"Dad! Dad, the mail carrier has Sam!"  
 I did drop Sam in the bin, Dad!"

"Dad! Dad, did you see  
 my elephant, Sam?"

"No, Sid."



"Sam? Sam? Sam?"

"Sidi! Sid, is Sam in the bin?"




Tap! Tap! Tap! Tap! Tap!



# Sid Bit It!

by Sarah Roman  
illustrated by Steve Dorado



Fold

This book belongs to

\_\_\_\_\_

\_\_\_\_\_

\_\_\_\_\_

Sid and Dad sit. Dad has

an  .  
apple

Sid has a  .  
peach



## Speed Read

Read these words.


the to go  
is and can



## Picture Hunt

Find these pictures in the story.


pit Min Sid



Sid bit it. Sid bit the pit!

“Dadi Dad, my !”  
tooth





-Fold-



Dad and Sid go to Min.




Min is a .  
dentist



Min did it! Sid  
smiles


6

3



Fold

“Sid bit it, Mini! Sid bit  
the pit.”



“Sit, Sid. Min can pat it.  
Min can pat the  .”  
tooth