

American Math News

October 9th - October 13th

Name _____ Section _____ Date _____



Announcements & Reminders

Homework is due on Thursday
October 12th in green folder.

HAVE A GREAT WEEK!

This Week's Homework

Monday	Lesson-4.1 and 4.2 Model and Count 6 pg.no. 135 and 141
Tuesday	Model and Count 7 Count and Represent 7
Wednesday	Model and Count 8 Lesson Check
Thursday	Home work return

Vocabulary

Six,
Seven,
Eight,
First, Second, Third,
Fourth, Fifth

6

7

8

Parent Signature

Date

Name _____

2



six



and




and



and



and

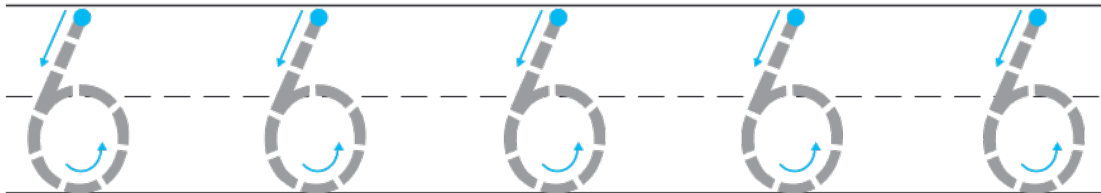


DIRECTIONS 2. Trace the number 6. Use two-color counters to model the different ways to make 6. Write some pairs of numbers that make 6.

Name _____

2


6
six



3



4



5



6



DIRECTIONS 2. Say the number. Trace the numbers. 3–6. Count and tell how many. Write the number.

Name _____

LESSON 4.3
Practice and Homework

Model and Count 7



Go Online

Interactive Examples





and





and





and





and



DIRECTIONS 1. Trace the number 7. Use two-color counters to model the different ways to make 7. Color to show the counters below. Write to show some pairs of numbers that make 7.

Name _____

LESSON 4.4
Practice and Homework

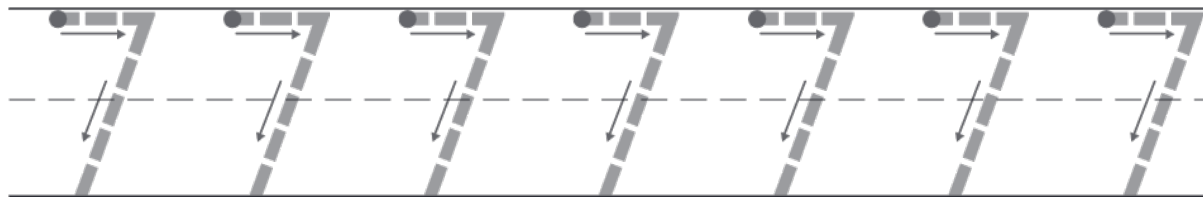
Count and Represent 7



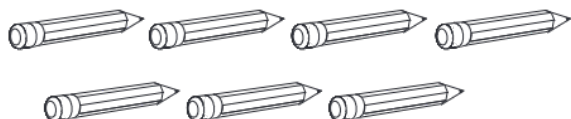
Go Online

Interactive Examples

7
seven




2




3



4



5



DIRECTIONS 1. Say the number. Trace the numbers.
2–5. Count and tell how many. Write the number.

Name _____

LESSON 4.5
Practice and Homework

Model and Count 8



Go Online

Interactive Examples





and





and





and



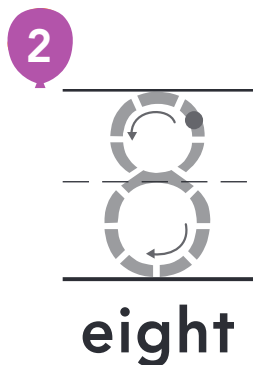






and



DIRECTIONS 1. Trace the number 8. Use two-color counters to model the different ways to make 8. Color the counters below. Write some pairs of numbers that make 8.



Lesson Check



Spiral Review

3



4



DIRECTIONS 2. Trace the number. How many more counters would you place in the ten frame to model a way to make 8? Draw the counters. 3. Count and tell how many are in each set. Write the numbers. Compare the numbers. Circle the number that is greater. 4. Count and tell how many stop signs. Write the number.