

SECTIONS: KA-KE

NAME: \_\_\_\_\_

WEEK: 10/2-10/6

## Reminders

- Homework is turned in every Friday inside the blue folder.
- Read every day for 15 minutes - Complete Reading log.
- Complete I-ready homework 45 minutes required weekly (10-15 minutes per day). Graded homework.
- Look at Weekly Discoveries and Weekly Concepts for testing preparations.

## Weekly Assessment(s):

- Reading Comprehension Test (Thursday)
- Spelling Test (Friday)
- Sight Word Test (Friday)

## TO DO LIST

Monday:

- Read At Bat
- Choose 1 activity from October Spelling menu attached for Spelling Words.
- Letter A WS

Tuesday:

- Choose 1 October activity menu attached for Sight Words
- Read and Spell: am & at WS

Wednesday:

- Read and Spell: go WS
- Sort Words with Short Aa WS
- Read Sam

Thursday:

- Use 1 October spelling activity for Sight Words and 1 for Spelling Words
- Break Words into Syllables WS

## WEEKLY LEARNING DISCOVERIES::

### Synonyms

words with the same meaning



cold chilly



fast quick



small little



happy glad

### Antonyms

words with opposite meanings



hot



cold



slow



fast



big



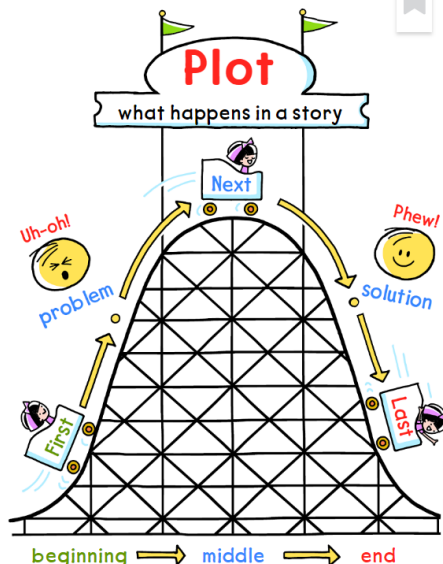
small



sad



happy



## Theme

The theme is the message or lesson in a story.

To find the theme, ask

- What did the main character learn?
- What does the author want me to learn?

### Common Themes




## MODULE 2 - WEEK 2

Essential Question:

**WHAT WILL I DISCOVER IN KINDERGARTEN?**

Weekly Texts :



Genre: Fiction  
Lexile® Measure: 230L  
Guided Reading Level: I



Genre: Informational Text  
Lexile® Measure: 190L  
Guided Reading Level: H

Reading Comprehension Skill:  
Theme

Reading Comprehension strategy:  
Check for Understanding

Spelling Words:  
bat, at, sat, Sam

Phonics:  
Letter Aa

Writing:  
Narrative Writing

Grammar:  
Synonyms / Antonyms

Vocabulary:  
bother, change, same

Sight Words:  
am, at, go, to

# At Bat

by Dana Schlein  
illustrated by Peter Francis



This book belongs to

See Sam at bat.

WORD  
WORK



# Speed Read

Read these words.

the see go at



# Picture Hunt


Which pictures have short a?



Aa



Bam! Go, Sam!



catch


See Tab

the



ball

!




ball

See the

go!

6

3



Fold



See the  
i  
bird

Bam!

# Sam

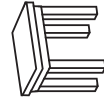
by Dana Schlein  
illustrated by Peter Francis



-Fold-

This book belongs to

\_\_\_\_\_  
\_\_\_\_\_  
\_\_\_\_\_



I am Sam. I am at the

table.

WORD  
WORK



Speed Read

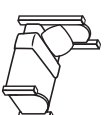
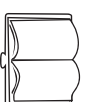
Read these words.

the I to go am



Picture Hunt


Which pictures have short a?



Aa




"Go to  
bed, Sam!"



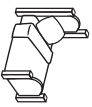
Fold



I go to the mat.



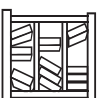
“Go to  
bed,  
Sam!”



bed



I go to the  
bookcase.



bookcase

# READING LOG

Your child's reading homework each night is to read a book together with you for at least 15-20 minutes. Talk to your child about the books as you read them together. Remember that the only way to become a better reader is to practice reading. Please fill out the following page each night and return it on Fridays with the rest of your child's homework

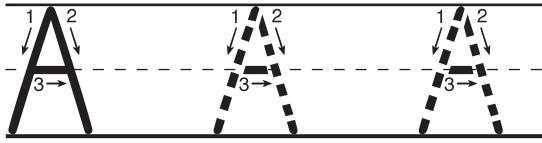
	Title of Book	Minutes
Monday		
Tuesday		
Wednesday		
Thursday		

Parent Signature: \_\_\_\_\_

Firma del Padre: \_\_\_\_\_

Name \_\_\_\_\_

# Letter Aa



Hold the pencil between your thumb and your first and second fingers!

 Trace and write the words.

Ann

as

am

bat

sat

Name \_\_\_\_\_

# Read and Spell

Read and spell this word to be a better reader.



Read it.

am



Trace it.

am



Color it.

am



Write it.

---



---



---



Spell it.

--	--



Circle it.

am

at

go

am

am

go

am

at

at

am

go

am

Name \_\_\_\_\_

# Read and Spell

Read and spell this word to be a better reader.



Read it.

at



Trace it.

at



Color it.

at



Write it.

---



---



---



Spell it.

--	--



Circle it.

at

at

go

am

am

go

at

at

at

am

go

at

Name \_\_\_\_\_

# Read and Spell

Read and spell this word to be a better reader.



Read it.

go



Trace it.

go



Color it.

go



Write it.

---



---



---



Spell it.

--	--



Circle it.

am

at

go

go

go

go

am

at

at

go

go

am

Name \_\_\_\_\_


# Sort Words with Short a

You can hear the **short a** sound at the beginning of a word or in the middle of a word.

 Read the words.

bat	at	am	mat
-----	----	----	-----

 Spell each word in the right column.



apple

---



---



---




---



---



---



cat

---



---



---



---



---



---

Name \_\_\_\_\_

# Break Words into Syllables









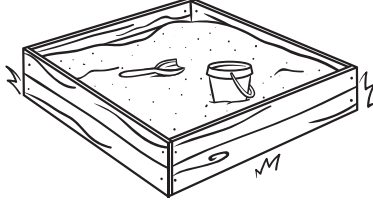

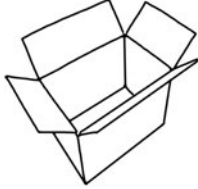
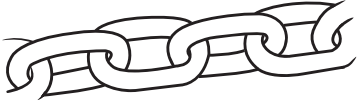

You can clap the parts of a word to break it into syllables.



Name the first picture.



Circle the picture that matches each syllable.

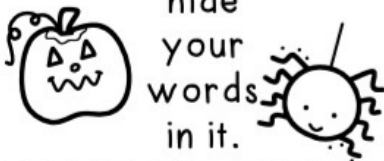
Picture	First Syllable	Last Syllable
		
		
		
		
		

# OCTOBER

## Spelling Choice Board

### Picture Perfect

Draw a fall picture and hide your words in it.



### Flash Card

Make flash cards with index cards or paper. Write the word on one side and draw a picture on the back.

### Practice Test

Have an adult give you a practice test. Write the words you miss 3-times each.

### Jumping Jacks

Spell your words while doing jumping jacks. Say one letter each time you jump.

Parent Initials: \_\_\_\_\_

Date: \_\_\_\_\_

### Word Scramble

Go to

<https://bit.ly/doublepuzzle>

and enter your spelling words to create your own scramble. Print it and unscramble your words.

### Silly Sentences

Write some silly sentences using your spelling words and underline them.

### Across & Down

T H E R E

H E R E  
Write each word across and then down so one letter connects.

### Word Search

Hide your spelling words in a word search... and then find them!

### Cut & Paste

Cut letters & words from newspapers or magazines and use them to spell your words.

### Chalk Challenge

Write your words with sidewalk chalk

Parent Initials: \_\_\_\_\_

Date: \_\_\_\_\_

### True & False

Write your words in true and false sentences.

### Super Syllables

Write your words using dashes to separate the syllables:

e-l-e-phant