

Ms. Paraskos

ELA Homework



Week of 9/26 - 9/29

*Hispanic Heritage
Doll Project is due on
Monday, October 2nd.

Name:

Homework Directions:

1. Read for 20 minutes and fill in your reading log every day.
2. Practice writing the weekly Spelling Words by memory.
3. Practice reading the weekly Sight Words.
4. Complete 30 minutes of iReady Green Lessons.
5. Complete the attached worksheet and turn in this homework packet on Friday.
6. Hispanic Heritage Doll Project - See the attached directions. Due 10/2

Reminders:

- Students should always have their Archimedean and Purple folders in their backpacks.
- Please check your Archimedean folder every night for papers to either leave at home or complete and return to school.
- iPads need to be in class and fully charged every day.

Assessments:

9/27 - Reading
Comprehension Quiz: My
School Trip

9/28 - Grammar Quiz:
Nouns

9/29 - Spelling Test and
Weekly HMH Reading Test

Important Dates:

September 25: No School - Teacher Planning Day

October 6: Hispanic Heritage Festival for Students

October 13-20: Scholastic Book Fair

October 27: No School - Teacher Planning Day



Sections:

1B, 1D, and 1E

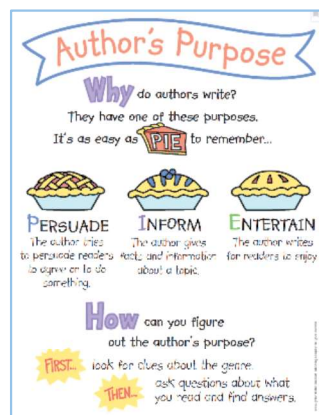

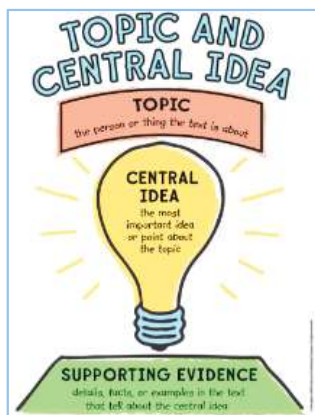
HMH Module 1:

Nice to Meet You

Week 2

Essential Question: How can making new friends and learning things help us?

Reading Skills



Phonics - Short a
Spelling Words:

- | | |
|--------|----------|
| 1. an | 7. am |
| 2. bad | 8. at |
| 3. can | 9. sat |
| 4. nap | 10. bat |
| 5. cat | 11. trap |
| 6. pan | 12. lamp |

Sight Words:

- | | |
|--------|----------|
| 1. a | 5. first |
| 2. I | 6. good |
| 3. he | 7. my |
| 4. had | 8. was |

Weekly HMH Story:



Vocabulary Words:

search, introduce, ridiculous, calm, happened, accept, trip, partner, wished, last, kinds, and together.

Fluency

Reading Rate

Writing

Oral Stories

Grammar


Common Nouns:
Places / Things

Social Studies

Good Citizens

Weekly Reading Log

September 26 – 28



*Please ✓ one

	Book Title	Author	Read to Self	Read to Parent	Parent's Initials
Tuesday 20 Minutes	HMH Weekly story: My School Trip <small>*Assigned in the HMH app on the iPad</small>	Aly G. Mays			
Wednesday 20 Minutes	I chose to read:				
Thursday 20 Minutes	I chose to read:				

My favorite book this week was _____.

I liked this book because _____

_____.

Name: _____

Date: _____

Nouns: Color by the Code

Directions: Use the color code to color the candy.


person



place



thing



mall

shoe

girl

boy

jungle

tree

house

kitchen

sister

man

bike

park

baby

mom

candy

store

pencil

dad

zoo

My Hispanic Heritage Doll Project

Using the doll form attached, design a person that represents one of the following Hispanic Cultures: Honduras, Guatemala, Colombia, or Costa Rica. Your doll should be dressed in a traditional look. Make sure to include the flag of the country you are representing.

Be Creative!

Your doll must be the same size as the one provided. Please do not shrink or enlarge it.

Materials Needed:

- paper body (print or trace onto the cardstock given to your child in their purple folder.)
- fabrics or colorful paper
- yarn (for hair)
- crayon, marker, or colored pencil
- scissors and glue
- various art materials
- Handwriting Paper

Examples:



Directions:

1. Copy or trace the doll form onto cardstock and cut it out.
2. Draw a face on your doll.
3. Dress your doll in the traditional clothing of the country you chose using various art materials.
4. Add a small flag to represent the country. (Honduras, Guatemala, Colombia, Costa Rica)
5. Use handwriting paper to tell about your doll using 3-4 complete sentences. (Country, clothing, name, etc.)

