

name _____

HOMework LOG

Reading and Language Arts
September 18-22, 2023

MONDAY

Let's Practice the Letter Pp

Title of Book: _____

TUESDAY

The Star of the Show
Pp

Title of Book: _____

WEDNESDAY

Picture/Sound

Title of Book: _____

THURSDAY

My Name

Title of Book: _____


REMINDERS

- Letter of the Week: Pp
- Sight Word of the Week: me
- Weekly Theme: Healthy Habits
- Please fill out the title of the book you read each night with your child on this homework log under each day of the week
- When completing homework, please make sure to speak English with your child when talking about all concepts that are being taught in class. This will help them associate what they are learning in class with their homework.

MISCELLANEOUS

- Letters already taught: Bb, Aa, Tt
- Sight Words already taught: see, I

If you have any questions, please email me at:
rebecca.vazquez@archimedean.org


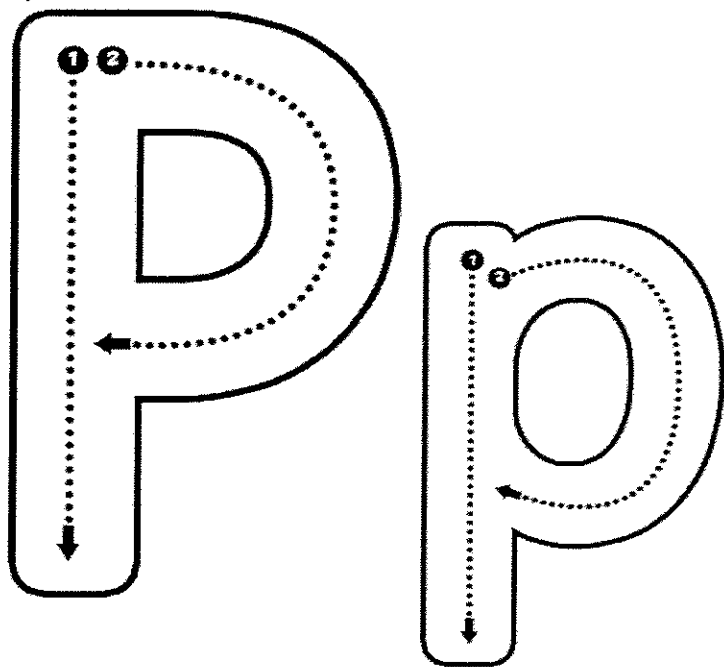


Name: _____

Monday

Trace:

Let's practice the letter Pp.




color
pineapple


Trace:




Trace:



Write:



Write:



Name: _____

The Star of the Show!


Trace

Tracing practice for uppercase P and lowercase p. The box contains two rows of dashed letters on lined paper. The first row has four uppercase 'P's, and the second row has four lowercase 'p's.

Find

Find the letter 'P' in the box. The box contains a collection of letters: p, o, U, Z, p, j, P, n, P, B.

Color



pumpkin


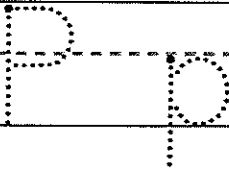
Write




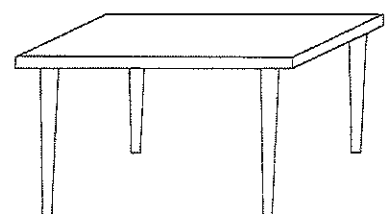
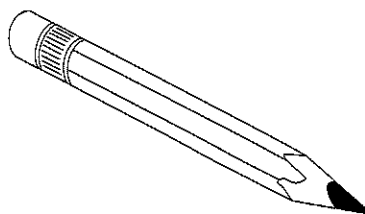
Writing practice for uppercase P and lowercase p. The box contains two rows of lined paper. The first row shows a dashed uppercase 'P' with numbered arrows indicating stroke order (1: vertical line down, 2: curve from top to middle). The second row shows a dashed lowercase 'p' with numbered arrows indicating stroke order (1: vertical line down, 2: curve from middle to bottom). Below each row are several empty lines for practice.

Name: _____


COMMON
CORE | KRF.2

Picture/Sound


	



Name the pictures tiger, pencil, table, pizza, turtle, pig. Listen for the sound /t/. Cut and paste the pictures beginning with /t/ in the first box and the pictures beginning with the sound /p/ in the second box.



My NAME



Thursday

My name is:

My name starts with the letter _____.

My name ends with the letter _____.

My name has letters.

My name is _____.

