

SECTIONS: KA-KE

NAME: _____

WEEK: 9/5-9/8

Reminders

- Homework is turned in every Friday inside the blue folder.
- Read every day for 15 minutes - Complete Reading log.
- Students need to know how to read the Sight Words.
- Students need to know how to write the spelling words on their own.
- All pages of the homework packet MUST have first and last name on all pages.
- Please print and have ready all the weekly worksheets. Attached please find all weekly worksheets.

Weekly Assessment(s):

- Reading Comprehension Test (Thursday)
- Spelling Test (Friday)
- Sight Word Test (Friday)

TO DO LIST

Monday:

- No school

Tuesday:

- Letters Gg-Pp WS
- Review Sight Words
- Write spelling words 3x's each

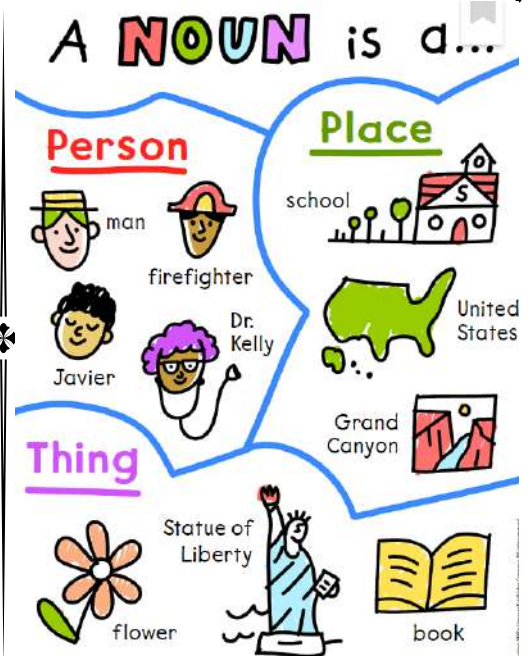

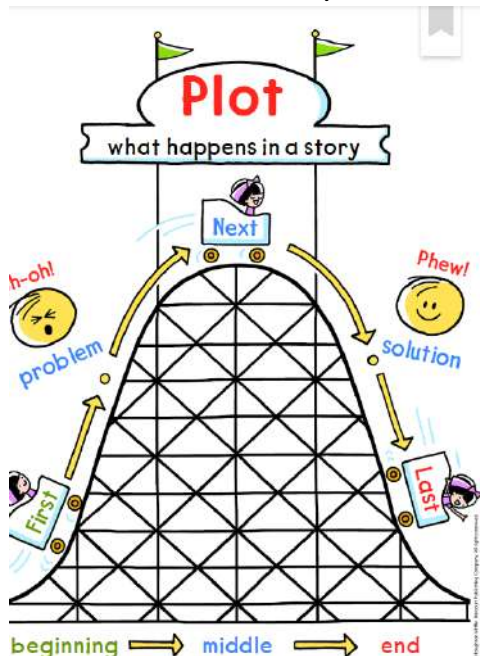
Wednesday:

- Handwriting: g-p WS
- Review Spelling words
- Read Gg-Kk story (can be used in reading log.)

Thursday:

- Identify Rhymes WS
- Review Sight Words and Spelling Words
- Read Ll-PP story (can be used in reading log.)

WEEKLY LEARNING DISCOVERIES::






MODULE 1- WEEK 2

Essential Question:


WHAT WILL I DISCOVER IN KINDERGARTEN?

Weekly Texts :

Reading Comprehension Skill:
Story Elements: Characters and Setting



A Squiggly Story
by Andrew Larsen



One Happy Classroom
by Charnan Simon

Reading Comprehension strategy:
Match Pictures to Text

Spelling Words:
at, bat, cat, fat, hat,

Phonics:
Identify and Form Letters G-P

Writing:
Opinion Writing

Grammar:
Nouns

Vocabulary:
idea, offer, stuck

Sight Words:
not, see, a, the

READING LOG

Your child's reading homework each night is to read a book together with you for at least 15-20 minutes. Talk to your child about the books as you read them together. Remember that the only way to become a better reader is to practice reading. Please fill out the following page each night and return it on Fridays with the rest of your child's homework

	Title of Book	Minutes
Monday		
Tuesday		
Wednesday		
Thursday		

Parent Signature: _____

Firma del Padre: _____

Always do your best!



This book belongs to




LI-Pp

by Ellie Kim
illustrated by Julia Seal



-Fold-

A .
leaf



A
motorcycle



LETTER
WORK



Letter Hunt


Which letters match? Count them!

<p>L</p> <p>L O L</p> <p>N L L</p>	<p>m</p> <p>p m l</p> <p>m m m</p>
<p>N</p> <p>N N</p> <p>P L</p> <p>N O</p>	<p>o</p> <p>o o</p> <p>o m</p> <p>o o</p>
<p>P</p> <p>P N</p> <p>L P</p> <p>N P</p>	<p>n</p> <p>n n</p> <p>o p</p> <p>n n</p>
<p>M</p> <p>M P</p> <p>N M</p> <p>P M</p>	<p>p</p> <p>o n</p> <p>p p</p> <p>p l</p>




Pp

A



i

poodle



Nn

The



net



The

octopus .



A

pumpkin .

This book belongs to _____

Gg-Kk

by Santiago Lopez
illustrated by Julia Seal



Fold

A .
goose

1

LETTER
WORK



Letter Hunt

Which letters match? Count them!

G

G G G
K G J

h

h h h
k i h

I

I K I
G J I

j

j k j
j j h

K

K I K
K K G

g

g h g
g g g

H

H K H
I H J

i

g i i
i i k




Gg

A



goat

Fold




Hh




A

horse

3



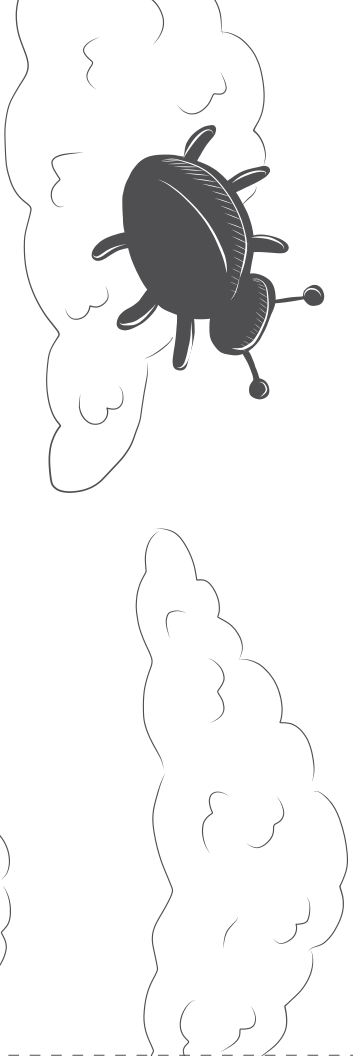
Kk



The

kites

6

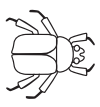


ii



Fold

The
insect.



ji

The
jellyfish.



Name _____

Identify Rhymes

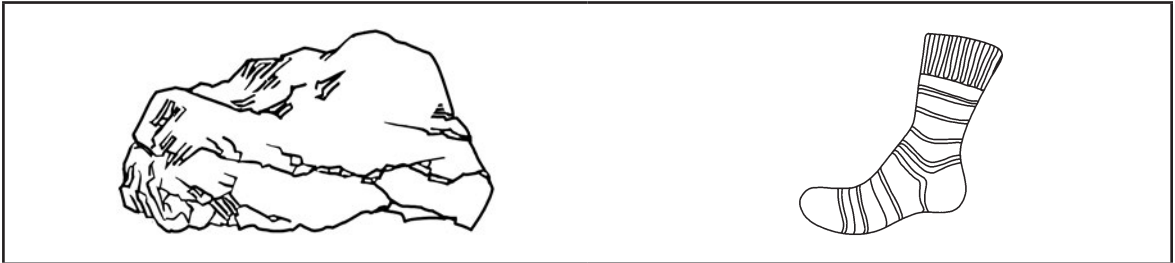
Rhymes are words that have the same ending sounds but different beginning sounds: **mat**, **sat**.

 Color the pairs of words that rhyme.

1.



2.



3.



4.



5.

































Name _____

Letters Gg–Pp

You can write letters in uppercase or lowercase.

 Which letters match? Color the circles.

<p>1. Gg</p> <p> </p> <p></p>	<p>2. Hh</p> <p> </p> <p></p>
<p>3. Ii</p> <p> </p> <p></p>	<p>4. Jj</p> <p> </p> <p></p>
<p>5. Kk</p> <p> </p> <p></p>	<p>6. Ll</p> <p> </p> <p></p>
<p>7. Mm</p> <p> </p> <p></p>	<p>8. Nn</p> <p> </p> <p></p>
<p>9. Oo</p> <p> </p> <p></p>	<p>10. Pp</p> <p> </p> <p></p>

Name _____

Handwriting: g-p

Form each letter neatly so others can read your writing.

 Write the first letter for each picture.

 _____ _____ _____oat	 _____ _____ _____orse
 _____ _____ _____gloo	 _____ _____ _____acket
 _____ _____ _____angaroo	 _____ _____ _____ion
 _____ _____ _____oon	 _____ _____ _____est
 _____ _____ _____ctopus	 _____ _____ _____encil