



SECTIONS: KA-KE

NAME: _____

WEEK: 12/5-12/9

Reminders

- Homework is due every Friday in blue folder.
- Read every day for 15 minutes – Complete Reading log.
- Review Sight Words and Letter Sounds daily.
- I-ready weekly 45 min due every Friday.

Weekly Assessment(s):

- Sight Word Test (Friday)
- Spelling Test (Friday)
- Reading Comprehension Test (Thursday)

TO DO LIST

Monday:

- Letter O WS
- Write Spelling Words 3x's each
- Read Pot of Pods
- Work on Stocking Decoration Sheet

Tuesday:

- Read and Spell Sight Word WS
- Read Comprehension Story & Answer Questions. Show Evidence: Underline answer in the story.

Wednesday:

- Read Bob Tips a Pot
- Read and Spell Sight Word WS 2
- Write Spelling Words 3x's each

Thursday:

- Review Sight Words and Spelling Words
- Sort words WS
- Complete Stocking Decoration (DUE FRIDAY)

WEEKLY LEARNING DISCOVERIES::

Shades of Meanir.~

We can put similar words in order of meaning.

actions



jog



run



sprint

size



little



tiny



teeny

feelings



glad



happy



thrilled

photos with captions



maps



Text Features


➡ can give readers more information about a topic

fact boxes



fact box

diagrams with labels



labels

Central Idea and Key Details

topic

what a text is about in one or two words

central idea

the most important idea in a text

key details

facts or examples that give information about the central idea

Keys

Keys open doors.



This key opens the front door.

This key opens the garage door.

This key opens a secret door!


MODULE 4 - WEEK 2

Essential Question:

How can I be my healthiest me?

Weekly Texts :

Reading Comprehension Skill:
Central Idea



Genre: Informational Text
Lexile® Measure: 540L
Guided Reading Level: K



Genre: Fiction
Lexile® Measure: AD340L
Guided Reading Level: H

Reading Comprehension strategy:
Finding Key Details

Spelling Words:

cot, dog, dot, pot, top, mop

Phonics / Phonological Awareness:
Letter O

Writing:
Informational Writing


Grammar:
Rhyming Words

Vocabulary:

muscles, relaxing, take care

High Frequency Words:
got, here, of, on, funny

This book belongs to _____



Bob Tips a Pot

by Bryan Langdo
illustrated by Martha Aviles

"Put the pot **here**, Tom,
on top of the bin."
"Got it, Mom!"

WORD
WORK



Speed Read

Read these words.


in it put
here got on



Picture Hunt

Find these pictures in the story.

mop pot pods



“Bobi Bobi Not in **here**, Bobi!”



"Mom! Mom! Bob can mop!"



Bob got on top of the bin.
Bob taps the pot. It tips!

—Fold—



"Can you mop it, Tom?"

Bob is a tot."

"Got it, Mom."



Bob ran to Tom.

Pot of Pods

by Bryan Langdo



© Carrie Garcia/Houghton Mifflin Harcourt

Fold

This book belongs to

Tip bags in pots.

1



Dig in pots.

©Carrie Garcia/Houghton Mifflin Harcourt

Fold

WORD WORK



Blend and Read

Read these words.

What is the same?



pots

pop

top

pod



Word Hunt

Find these words in the story.

big

in

it

©Carrie Garcia/Houghton Mifflin Harcourt



© Carrie Garcia/Houghton Mifflin Harcourt, © Alybaba/Shutterstock

It got big!
See the pods?

Fold



© Carrie Garcia/Houghton Mifflin Harcourt

Pop it in.



Pat the top a bit.
Got it?

©Carrie Garcia/Houghton Mifflin Harcourt

Fold



Tip the can on it.

©Carrie Garcia/Houghton Mifflin Harcourt

READING LOG

Your child's reading homework each night is to read a book together with you for at least 15-20 minutes. Talk to your child about the books as you read them together. Remember that the only way to become a better reader is to practice reading. Please fill out the following page each night and return it on Fridays with the rest of your child's homework

	Title of Book	Minutes
Monday		
Tuesday		
Wednesday		
Thursday		

Parent Signature: _____

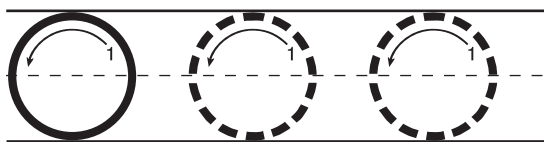
Firma del Padre: _____

Always do your best!



Name _____

Letter Oo



Remember
to make a
complete
circle!

 Trace and write the words.

dot

mop

top

 Trace and write the sentence.

Dom got a dog.

Name _____

Read and Spell









Read and spell these words to be a better reader.

 Read it. got	 Trace it. got	 Write it. <hr/> <hr/> <hr/>
 Read it. here	 Trace it. here	 Write it. <hr/> <hr/> <hr/>
 Color them. <div style="display: flex; justify-content: space-around; font-size: 48px;"> got here </div>		
 Circle them. <div style="display: grid; grid-template-columns: 1fr 1fr 1fr 1fr; gap: 20px;"> <div>big</div> <div>got</div> <div>here</div> <div>very</div> <div>here</div> <div>good</div> <div>got</div> <div>got</div> <div>ran</div> <div>with</div> <div>his</div> <div>here</div> </div>		

Name _____

Read and Spell

Read and spell these words to be a better reader.

 Read it. <div style="font-size: 48pt; text-align: center;">of</div>	 Trace it. <div style="font-size: 48pt; text-align: center;">of</div>	 Write it. <hr/> <hr style="border-top: 1px dashed;"/> <hr/>
 Read it. <div style="font-size: 48pt; text-align: center;">on</div>	 Trace it. <div style="font-size: 48pt; text-align: center;">on</div>	 Write it. <hr/> <hr style="border-top: 1px dashed;"/> <hr/>
 Color them. <div style="text-align: center; font-size: 48pt;"> of on </div>		
 Circle them. <div style="display: flex; flex-wrap: wrap; justify-content: space-around; padding: 20px;"> <div style="margin: 10px;">got</div> <div style="margin: 10px;">can</div> <div style="margin: 10px;">on</div> <div style="margin: 10px;">of</div> <div style="margin: 10px;">on</div> <div style="margin: 10px;">of</div> <div style="margin: 10px;">big</div> <div style="margin: 10px;">here</div> <div style="margin: 10px;">no</div> <div style="margin: 10px;">his</div> <div style="margin: 10px;">of</div> <div style="margin: 10px;">on</div> </div>		



You can hear the **short o** sound in the middle of the word **pot**.

You can hear the **short i** sound in the middle of the word **bib**.



mop	sit	cot	bit
dip	dog	rip	got



<h1>Short o</h1> 	<h1>Short i</h1> 
<hr/> <hr/> <hr/>	<hr/> <hr/> <hr/>
<hr/> <hr/> <hr/>	<hr/> <hr/> <hr/>
<hr/> <hr/> <hr/>	<hr/> <hr/> <hr/>
<hr/> <hr/> <hr/>	<hr/> <hr/> <hr/>
<hr/> <hr/> <hr/>	<hr/> <hr/> <hr/>
<hr/> <hr/> <hr/>	<hr/> <hr/> <hr/>
<hr/> <hr/> <hr/>	<hr/> <hr/> <hr/>

Name : _____

Reading Comprehension

Bryan is in the park.

He jumps into the leaves.

He likes to play with leaves.

He is very excited.



Where is he?

- a. park
- a. his house
- a. school

What does he do?

- a. building a snowman
- a. playing with his friends
- a. jumps into the leaves

What does he like?

