

# Science Fair Project Template

---

- Each of the following slides are designed to present a step in your science investigation using the Scientific Method.
- Write all your project information in the corresponding slides.
- Slide 9 between Data and Results contains an Excel connection to create a bar graph.
- You can use all, some, or replace the clip art.
- Delete this slide after you complete your presentation.

# Problem Statement

---

# Variables

---


✓ **Control/Constant Variables:**

✓ **Test (manipulated/independent) Variable:**

✓ **Outcome (responding/dependent) Variable:**

# Hypothesis:

---



# Materials

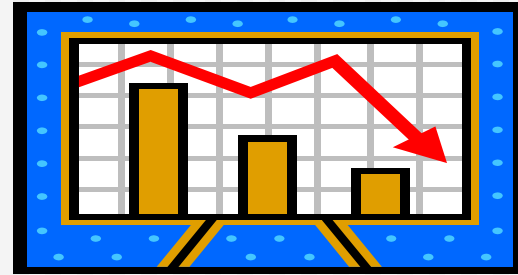
---

# Procedures

---

-

# Data



Number of \_\_\_\_\_

	Trial 1	Trial 2	Trial 3	Average

# Data

---




# Results

---


# Conclusion

---



# Application

---





# Abstract & Bibliography

---