

1st grade Reading homework

sections: A • B • C • D • E



Name _____

Week of: April 18 – 22, 2016

Reminders

- Homework is checked on a daily basis, given credit for completion and collected on Mondays. **1 iReady lessons MUST be completed by Monday.**
- **STAR Test MUST be completed no later than Sunday, 4/24.** Website: <https://hosted358.renlearn.com/386283/default.aspx> (same as AR) Click on **BLUE** tab. **The STAR Test cannot be paused, it will take about 20-30 minutes.**

Monday:

- ☐ Begin working on iReady. Students should complete 2 sessions by Monday.
- ☐ Reading comprehension pg. 167 .Find evidence, underline it & identify PIE.
- ☐ Spelling: Long e (y, ey) pg. 75
- ☐ Read pg. 45 "Koko and Penny" to practice fluency.

Tuesday:

- ☐ Reading Comprehension pg. 168. Find evidence, underline it & identify PIE.
- ☐ LA: Synonyms pg. 19
- ☐ Read pg. 45 "Koko and Penny" to practice fluency.

Wednesday:

- ☐ Reading comprehension pg. 170. Find evidence, underline it & identify PIE.
- ☐ Spelling: Long e (y, ey) pg. 76
- ☐ Read pg. 45 "Koko and Penny" to practice fluency.

Thursday:

- ☐ Reading Comprehension pg. 171. Find evidence, underline it & identify PIE.
- ☐ LA: Antonyms pg. 15
- ☐ Study for spelling and grammar tests

Friday:

- ☐ Continue working on iReady. Students should complete 1 iReady session by Monday.
- ☐ **Complete the STAR Test by Monday.**

I COMPLETED my iReady lesson.



I COMPLETED my STAR Test.



Unit 4 Week 5

Story

From Puppy to Guide Dog

Genre

Nonfiction

Story

Koko and Penny

Genre

Nonfiction

Story

Saving Mountain Gorillas

Genre

Nonfiction

Essential Question

How do people work with animals?

Comprehension Strategy

Visualize

Comprehension Skill

Sequence

Writing Traits

Word Choice

Grammar

Synonyms and Antonyms

Structural Analysis

Compound Words

Mechanics

Commas in a series

SPELLING/ PHONICS

long e:

y, ey

key

bumpy

puppy

funny

penny

sandy

my

night

wash

would

Vocabulary

✧ clever - To be quick to think of good ideas or solve problems.

✧ signal - A gesture, action, or sound that tells you to do something.

High Frequency Words

found, hard, near, woman, would, write

Oral Vocabulary Words

advice, career, remarkable, soothe, trust

"Koko and Penny" Time for Kids

What does a special teacher help Koko the gorilla do?

Koko is a gorilla. Penny Patterson is a woman. But she is like Koko's mom.

Penny found baby Koko at a zoo in 1972. Koko was a year old. Koko jumped into Penny's arms. She pulled her near. Penny liked Koko. She wanted to study her.

Penny wanted to teach Koko words. She showed her hand signs and signals. At first, Koko mostly asked for things she wanted. She would say words like "cookie" a lot!

But soon Koko could say more. Now she knows over 1,000 words. When she is happy, Koko shows a smile. When she is sad, she points to her eyes. This means "cry". Koko is really clever!

Then Penny wanted to teach Koko how to do more things. She showed her how to use a pencil and paper. Koko works hard. She may be trying to write her name!

When Koko was 12, she would sign the word "cat" a lot. So Penny gave her a kitten. Koko was really kind to her kitty. She named him All Ball. She has had many more pets and has been kind to all of them.

These days Koko has lots of projects that keep her busy. She has a hobby. It is painting. Koko paints many things. Koko likes to name her paintings. She has done paintings named "Bird" and "Love".

Koko and Penny have worked and played together for a long time! Koko and Penny are quite a team.

Name: _____

Sequence

WEEK 27
DAY 1

Read the story. Ask yourself, "What are the steps in making a road?"

Making a road takes a long time.

Large machines do most of the work.

First, a backhoe cleans up the land.

It digs up plants and dirt.

It scoops up heavy stones.

The backhoe drops the things into a dump truck.

The dump truck then drives the things away.

Then, someone tests the dirt.


The dirt needs to be strong.

Next, a machine called a grader smooths the dirt.

The dirt must be flat and packed tight.

Finally, trucks pour on a hard, black top layer.

That layer makes the road strong.



Fill in the circle next to the correct answer.

1. What is the first step in making a road?

- Ⓐ A grader makes the dirt flat and hard.
- Ⓑ A backhoe digs up stones and dirt.
- Ⓒ Trucks pour on a top layer.

3. What is the last step in making a road?

- Ⓐ A top layer is poured.
- Ⓑ Someone tests the dirt.
- Ⓒ Dump trucks take stones away.

2. When is the dirt tested?

- Ⓐ before stones and plants are dug up
- Ⓑ after a top layer is poured
- Ⓒ before the dirt is made smooth

4. What happens after the dirt is tested?

3. dumps things

WORD MEANINGS

Circle what a grader does.

1. digs rocks

2. makes the dirt flat

MON.

Name _____



When *y* is at the end of a two-syllable word, it usually stands for the long *e* sound. Write *y* to complete each picture name that ends with the long *e* sound.

1 bab__	2 gard__	3 laundr__
4 twent__	5 penn__	6 dadd__



When the letters *ey* are at the end of a two-syllable word, they usually stand for the long *e* sound. Write *ey* to complete each picture name that ends with the long *e* sound.

1 donk__	2 turk__	3 fox__
4 chimn__	5 wind__	6 mon__

MON.

Name: _____

Sequence

WEEK 27
DAY 2

Read the story. Ask yourself, "In what order do things go into the pot?"

Lila likes to pretend that she's a cook.
She has a great big metal pot.
And she has a big wooden spoon.
Lila makes stew in the pot for her dolls.
First, she puts in a feather.
Then, she adds a few blocks.
Next, she sprinkles in some paper.
Then, she tosses in some rocks.
Lila stirs in three crayons.
Then, she squirts on some glue.
She mixes in buttons.
And then, she is through!



Fill in the circle next to the correct answer.

1. What does Lila put into the pot right after the rocks?

- ☐ A some glue
- ☐ B a feather
- ☐ C three crayons

2. What is put in before the paper?

- ☐ A blocks
- ☐ B rocks
- ☐ C crayons

3. What is the last thing Lila puts into the pot?

- ☐ A a feather
- ☐ B buttons
- ☐ C glue

4. Why does Lila put all these things in a pot?

WORD MEANINGS

Write something you can:

1. toss _____ 2. squirt _____ 3. sprinkle _____

Tues.







Name _____

Synonyms

Some words have the same or almost the same meaning. They are called **synonyms**.

happy glad

Read the words. Circle the word that means almost the same as the underlined word.

1. The animal is very <u>big</u> !		cold loud large
2. Mario will <u>yell</u> to dad.		shout eat jump
3. The mouse is <u>small</u> and furry.		good thin little
4. James has a nice <u>smile</u> .		tall grin soft
5. Here comes the <u>boat</u> !		talk ship hop
6. What will Emma <u>discover</u> ?		find fall laugh


Name: _____

Sequence

WEEK 2
DAY 4

Read the story. Find out the steps in getting milk from a farm to a store.

The milk you drink comes from a cow.
Every day, farmers milk their cows.
They send the milk to a dairy plant.
There, the milk is stored in large tanks.
The tanks keep the milk cold.
Next, the milk is quickly heated.
The heat gets rid of germs.
Then, the milk is made very cold again.
The cold milk is poured into large machines.
Milk cartons move along under the machines.
The machines pour the milk into the cartons.
Other machines close the tops.
Trucks take the cold milk to stores.



Fill in the circle next to the correct answer.

1. After a cow is milked, _____.

- Ⓐ the milk is put into large tanks
- Ⓑ the milk is heated
- Ⓒ the milk is poured into cartons

2. Machines pour milk into cartons, and then _____.

- Ⓐ the milk is put into trucks
- Ⓑ the tops of the cartons are closed
- Ⓒ the milk is heated

3. Why is milk heated?

WORD MEANINGS


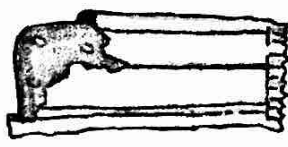

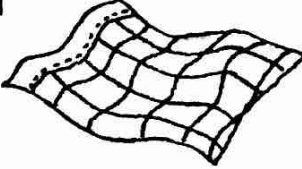





Circle what it means to "milk a cow."

1. to pour milk into a cow






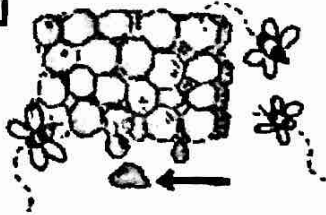



2. to get milk out of a cow

Wed.

Write y or ey to complete each picture name.

<p>7</p>  <p>jell__</p>	<p>8</p>  <p>cand__</p>	<p>9</p>  <p>cherr__</p>
<p>10</p>  <p>blank__</p>	<p>11</p>  <p>pon__</p>	<p>12</p>  <p>sev__</p>
<p>13</p>  <p>fort__</p>	<p>14</p>  <p>countr__</p>	<p>15</p>  <p>troph__</p>

y
or
ey

<p>7</p>  <p>cact__</p>	<p>8</p>  <p>vall__</p>	<p>9</p>  <p>monk__</p>
<p>10</p>  <p>chick__</p>	<p>11</p>  <p>footba__</p>	<p>12</p>  <p>hon__</p>
<p>13</p>  <p>jock__</p>	<p>14</p>  <p>tig__</p>	<p>15</p>  <p>troll__</p>

y
or
ey




Name: _____

Sequence



Read the story. Remember the order the octopus does things.

Ozzy was a rude octopus.
He swam right into the home of the three otters.
Ozzy saw three crabs lying on the table.
He took a bite of the big crab.
“This crab is too chewy!” said Ozzy.
Then he bit the middle-sized crab.
“This crab is too hard,” he whined.
Ozzy bit the small crab and ate it all up.
Then Ozzy saw three pieces of kelp.
The big kelp was too long.
The middle-sized kelp was too stinky.
But the small kelp was just right.
Ozzy wrapped himself up and fell asleep.



Fill in the circle next to the correct answer.

1. The first thing Ozzy does in the otters' home is _____.
Ⓐ bite the big crab
Ⓑ eat the small crab
Ⓒ wrap himself in kelp
2. What is the last thing Ozzy does?
Ⓐ eat three pieces of crab
Ⓑ leave the home of the otters
Ⓒ fall asleep in some kelp
3. Which one is true about the middle-sized kelp?
Ⓐ It is too stinky.
Ⓑ It is too long.
Ⓒ It is just right.

4. Why was Ozzy a rude octopus?

WORD MEANINGS

Circle where kelp grows.

1. on a farm

2. in the ocean

3. in a garden

THURS.

Antonyms







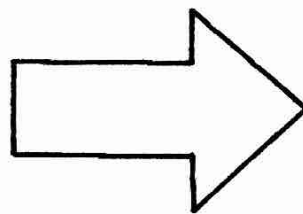

Words with opposite meanings are called **antonyms**.

• large small

Below each word, write a word that means the opposite. Use the word bank to help you.

Word Bank

down dry empty go left lost low sad

<p>1.</p>  <p>won</p> <p>_____</p>	<p>2.</p>  <p>stop</p> <p>_____</p>	<p>3.</p>  <p>full</p> <p>_____</p>	<p>4.</p>  <p>happy</p> <p>_____</p>
<p>5.</p>  <p>wet</p> <p>_____</p>	<p>6.</p>  <p>high</p> <p>_____</p>	<p>7.</p>  <p>right</p> <p>_____</p>	<p>8.</p>  <p>up</p> <p>_____</p>