

4-4 Reteaching

By finding values that satisfy a function rule, you can graph points and discover the shape of its graph.

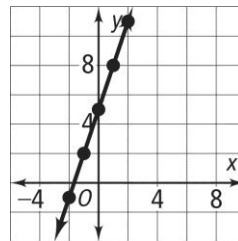
Problem

What is the graph of the function rule $y = 3x + 5$?

First, choose any values for x and find the corresponding values of y . Make a table of your values.

x	$y = 3x + 5$	(x, y)
-2	$y = 3(-2) + 5 = -1$	$(-2, -1)$
-1	$y = 3(-1) + 5 = 2$	$(-1, 2)$
0	$y = 3(0) + 5 = 5$	$(0, 5)$
1	$y = 3(1) + 5 = 8$	$(1, 8)$
2	$y = 3(2) + 5 = 11$	$(2, 11)$

Then, graph the points from your table. In this case, the points are in a line. Draw the line.



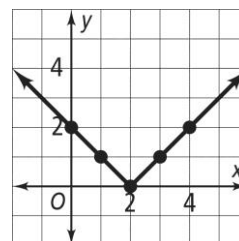
Problem

What is the graph of the function rule $y = |x - 2|$?

First, choose any values for x and find the corresponding values of y . Make a table of your values.

x	$y = x - 2 $	(x, y)
0	$y = 0 - 2 = 2$	$(0, 2)$
1	$y = 1 - 2 = 1$	$(1, 1)$
2	$y = 2 - 2 = 0$	$(2, 0)$
3	$y = 3 - 2 = 1$	$(3, 1)$
4	$y = 4 - 2 = 2$	$(4, 2)$

Then, graph the points from your table. In this case, the points make a V shape. Draw the V.




4-4 Reteaching (continued)

Exercises

Graph each function rule.

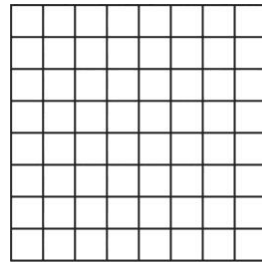
1. $y = \frac{x}{2} + 3$

x	$y = \frac{x}{2} + 3$	(x, y)




2. $y = -x - 3$

x	$y = -x - 3$	(x, y)



3. $y = x^2 - 3$

x	$y = x^2 - 3$	(x, y)



4. $y = |x| + 1$

x	$y = x + 1$	(x, y)

