

# Homework

English Language Arts (KA, KB, KC, KD & KE)  
WEEK OF: April 22-26

## Weekly Reading Concepts:

### Sight Words:

hold, off, show, full, before, best, done, myself

### Vocabulary Words:

1. country: an area of land and people who are ruled by one government.
2. travel: to move from one place to another.
3. careful: to pay close attention to what you are doing or saying.
4. purpose: The purpose of something is the reason it is made or used.  
connect: When you connect two things, you put them together.

### Letters of the Week:

Review short and long vowels

### Weekly Story:

1. "Ferdinand"-Novel #2

### Genre:

Fiction

## Weekly Writing Concepts:

### Spelling Words:

clock, rock, lock, sock, block, dock, knock, smock, shock, mock

### Weekly Grammar Concept:

- 1-Antonyms-Words that have the opposite meaning.
- 2-Prepositions-Words that indicate location, they usually tell us where something is.

### REMINDERS

1. Read for 30 minutes (on a daily basis) is highly recommended.
2. 45 minutes of i-Ready (Reading).

### MONDAY:

1. "Spring into Reading" Worksheet-page 1
2. "Say Short Vowel" Worksheet-page 2
3. "Matching Antonyms"-page 3

### TUESDAY:

4. "Reading Sentences Comprehension" Worksheets-pages 4-5
5. "Write the Long Vowel" Worksheet-page 6
6. "Matching Antonyms" Worksheet-page 7

### WEDNESDAY:

1. i-Ready Reading (30 minutes)

### THURSDAY:

1. "Scruffy is a dog" Worksheets-pages 8-9
2. "Pick the Preposition" Worksheet-Page 10
3. Write a Sentence for each Spelling Word-Page 11

### FRIDAY:

1. i-Ready Reading (15 minutes)

Have a great weekend!!!


Monday

Name: \_\_\_\_\_


Directions: Read the sentence. Glue the picture that matches the sentence.

# Spring into Reading


She will bake a cake for me.





The girl likes to jump rope.



He can ride his bike to the park.



He likes to play with the kite.






Name: \_\_\_\_\_


Date: \_\_\_\_\_

# Say Short Vowels

Sound out the words. Choose the word that matches the picture by filling in the circle.




- ☐ cup
- ☐ crab
- ☐ cat




- ☐ flag
- ☐ fun
- ☐ fig



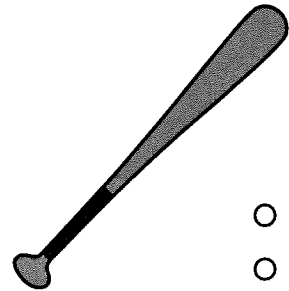
- ☐ mud
- ☐ met
- ☐ map




- ☐ bus
- ☐ bin
- ☐ bump



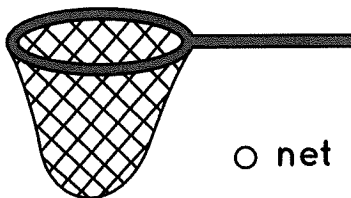
- ☐ jug
- ☐ jam
- ☐ jig



- ☐ bib
- ☐ bum
- ☐ bat




- ☐ mat
- ☐ mug
- ☐ mitt



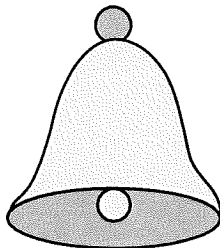
- ☐ net
- ☐ nap
- ☐ nut




- ☐ net
- ☐ nest
- ☐ nod



- ☐ hut
- ☐ hen
- ☐ hum



- ☐ bell
- ☐ bump
- ☐ bus



- ☐ sand
- ☐ sent
- ☐ sock

Monday

## Matching Antonyms

### Kindergarten Antonyms Worksheet

*Antonyms are words that mean the opposite. Write each word in the cloud next to its antonym.*

|     |  |
|-----|--|
| big |  |
|-----|--|

|      |  |
|------|--|
| fast |  |
|------|--|

|      |  |
|------|--|
| loud |  |
|------|--|

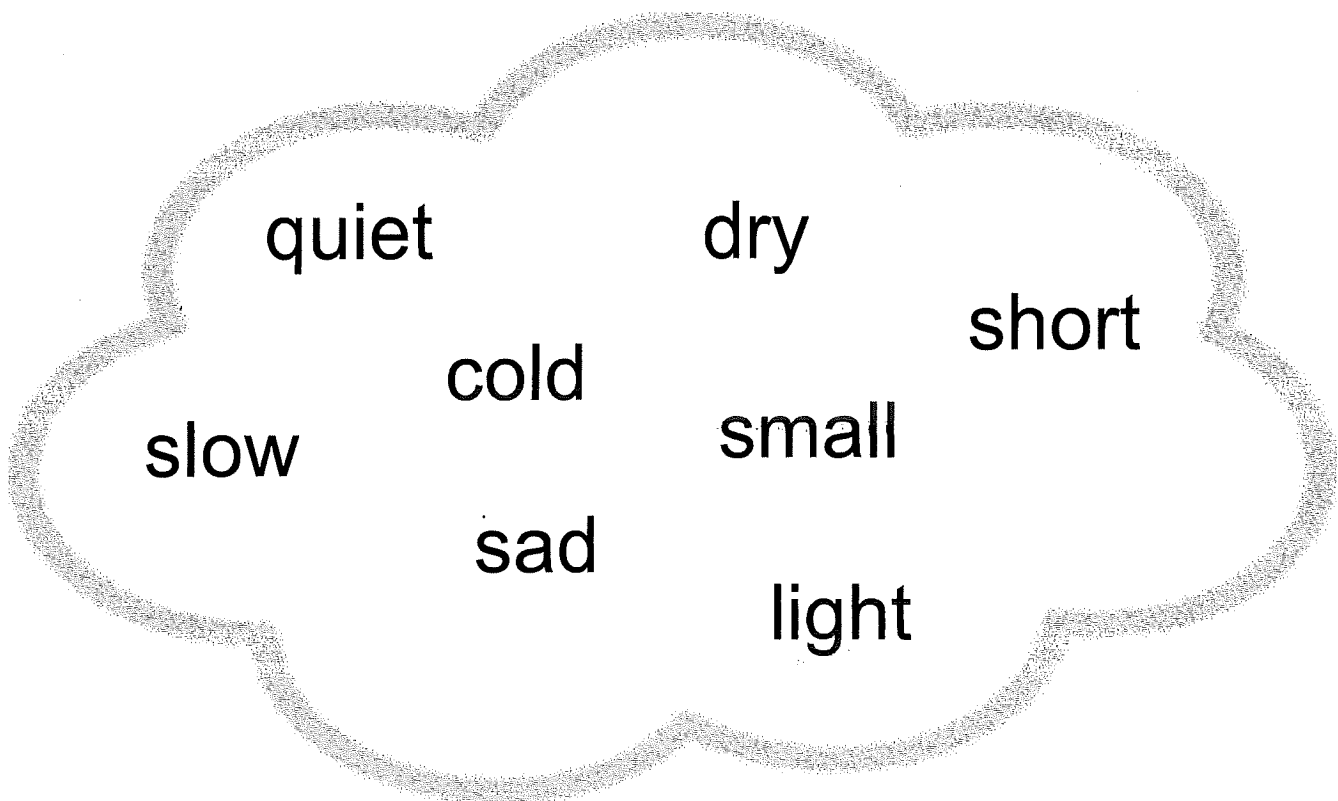
|      |  |
|------|--|
| tall |  |
|------|--|

|      |  |
|------|--|
| dark |  |
|------|--|


|     |  |
|-----|--|
| hot |  |
|-----|--|

|       |  |
|-------|--|
| happy |  |
|-------|--|




|     |  |
|-----|--|
| wet |  |
|-----|--|




1. She is on the mat.





2. The top can hop and spin.






3. The girl can walk the dog.




4. His fish is big.



5. The bug has spots.



6. The boy has a mask.



Name: \_\_\_\_\_

Date: \_\_\_\_\_

# Write the Long Vowel Words

Read the words from the word box. Write the words to match the pictures below.

wordbox

time bone goat smoke home  
bee rope globe cube pine



\_\_\_\_\_

\_\_\_\_\_


\_\_\_\_\_



\_\_\_\_\_

\_\_\_\_\_

\_\_\_\_\_



\_\_\_\_\_

\_\_\_\_\_

\_\_\_\_\_



\_\_\_\_\_

\_\_\_\_\_


\_\_\_\_\_



\_\_\_\_\_

\_\_\_\_\_


\_\_\_\_\_



\_\_\_\_\_

\_\_\_\_\_

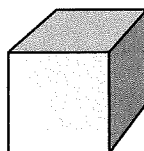
\_\_\_\_\_



\_\_\_\_\_

\_\_\_\_\_


\_\_\_\_\_



\_\_\_\_\_

\_\_\_\_\_

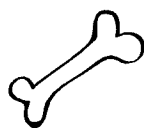
\_\_\_\_\_



\_\_\_\_\_

\_\_\_\_\_

\_\_\_\_\_



\_\_\_\_\_

\_\_\_\_\_

\_\_\_\_\_



Tuesday

## Matching Antonyms

---

### Kindergarten Antonyms Worksheet

*Antonyms are words that mean the opposite. Draw a line to match the antonyms.*

big

quiet

loud

slow

dark

small

fast

sad

happy


light



Parents, For Your Information: 56 words.


LISTEN to your  
child read this  
story aloud.

# Scruffy is a dog





Scruffy is a dog.  
Scruffy will run with Sam.

Scruffy will eat with Sam.  
Scruffy will play with Sam.



Scruffy will sleep with  
Sam. Scruffy and Sam  
are friends. Scruffy will  
get something new.



Scruffy will get a  
bath. Sam will not  
get a bath. Sam will  
run. He will not get a  
bath with Scruffy.



Dear Parents,

Recognizing when an author has used compare and contrast in a story or essay is an important literacy skill. Your child will need to know how to interpret this text pattern as he or she reads increasingly more complex fiction and nonfiction. You can help teach this skill by having your child compare Sam and Scruffy. How are they alike and how are they different? These are the two basic concepts in any comparing and contrasting activity—likeness and difference. Have fun with this activity!

Skill

Comparing and Contrasting

We completed this assignment together.

(Child's Signature)

(Parent's Signature)

## The Questions



Read these questions to your child and help him or her write the answers.

1. What do Sam and Scruffy do that is the same?

---



---

2. What does Scruffy do that Sam does not do?

---



---

# PICK THE PREPOSITION

Use the words in the preposition bank below  
to complete the sentences.

about   at   in   under   from   until   up

1 The dog was hidden \_\_\_\_\_ the table.

2 Ramon climbed \_\_\_\_\_ the tree.

3 The book was \_\_\_\_\_ frogs.

4 My mom is going to pick me \_\_\_\_\_ from school.

5 Carla can't wait \_\_\_\_\_ the weekend.

6 We walked home \_\_\_\_\_ the store.

7 Marty was the only one \_\_\_\_\_ the park.

Thursday

WRITE A SENTENCE FOR EACH SPELLING WORD. UNDERLINE THE SPELLING WORD IN EACH SENTENCE.

1.

2.

3.

4.

5.

6.

7.

8.

9.

10.

11.

12.

13.

14.

15.