


Name: _____ Date: _____

Directions: Color in each leaf using the color code.

- | | | | | |
|-----------|------------|------------|-----------|--------------|
| 1 - Red | 2 - Blue | 3 - Orange | 4 - White | 5 - Brown |
| 6 - Green | 7 - Purple | 8 - Yellow | 9 - Black | 10 - Rainbow |



Ms.Kordy



Dear Parents,

My class will be learning how to count and how to write the numbers from 1 to 60 correctly. The students have been practicing and recognizing numbers from 1 to 50 last week. Also, the students will be practicing missing numbers this week ; For example: "What number comes after 40 ? what number comes before 26? what number is between 19 and 20 ?" We will be practicing with counting objects and working with the concepts of fewer than, Greater than this week .American Math Homework should be placed and stapled in Green Folder . Please attach a note or email me if you have any problem with your child's homework.

Homework assignments for this week

<u>Monday</u>	<u>Sep 9/26/16</u>	Page :1,2
<u>Tuesday</u>	<u>Sep 9/27/16</u>	Page: 3,4
<u>Wednesday</u>	<u>Sep 9/28/16</u>	page: 5,6
<u>Thursday</u>	<u>Sep 9/29/16</u>	page: 7,8
<u>Friday</u>	<u>Sep 9/30/16</u>	Homework Packet Due Day.

Parents please initial below each day acknowledging your child has completed the assigned Homework . Also, I would like you to please write the amount of time it took for your child to do the homework.

<u>Monday</u>	<u>Tuesday</u>	<u>Wednesday</u>	<u>Thursday</u>	<u>Friday</u>
<u>Minutes</u>	<u>Minutes</u>	<u>Minutes</u>	<u>Minutes</u>	<u>Minutes</u>

Thank you

Please write any questions or concerns you may have regarding your child’s homework here :


Compare by Counting Sets to 10


COMMON CORE STANDARD MACC.K.CC.3.6

Compare numbers.




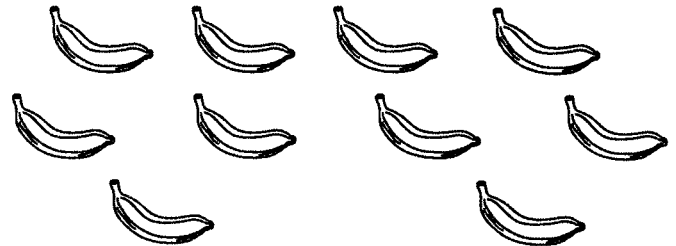
1






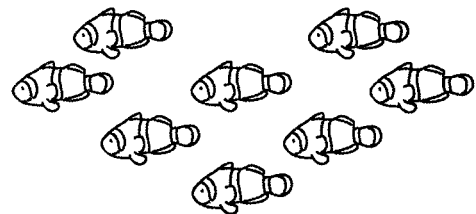
2





3







DIRECTIONS Count how many in each set. Write the number of objects in each set. Compare the numbers. **1–2.** Circle the number that is less. **3.** Circle the number that is greater.

Name _____


Count and Match




nineteen



twenty



twenty



eighteen


DIRECTIONS Count the insects in each group. Write the number. Draw a line to match the insects to the correct number word.

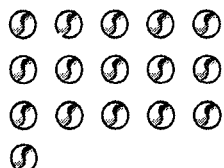
Name _____

Lesson 6.4
Enrich

Count and Order Marbles



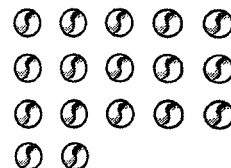















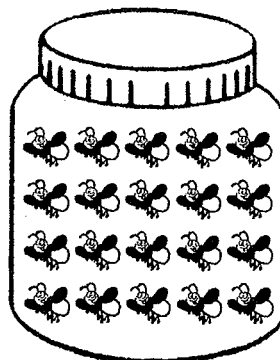





DIRECTIONS 1. Count the marbles. Write the number of marbles in each set.
2. Write the numbers in order.

Name _____

Lesson 6.1
Enrich

Counting 20 Fireflies



DIRECTIONS Count the fireflies in each jar. Circle the jars with 20 fireflies. Draw an X over the jars with less than 20 fireflies. Underline the jars with more than 20 fireflies.

Enrich
© Houghton Mifflin Harcourt Publishing Company

E54

Grade K


Name _____


Lesson 7.10
Enrich


COMMON CORE STANDARD MACC.K.CC.1.3

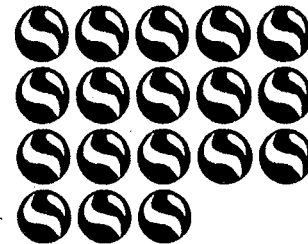
Know number names and the
count sequence.

Which One?













DIRECTIONS 1. Kim has 10 stickers and nine stickers. Count the stickers. Write how many. Circle Kim's stickers. 2. Ryan has 10 marbles and nine marbles. Count the marbles. Write how many. Circle Ryan's marbles. 3. Sam draws 10 stars and eight stars. Count the stars. Write how many. Circle Sam's stars.

Name _____

Complete the Chart

1		3	4		6	7		9	10
11	12		14	15	16		18		20
	22	23	24		26		28	29	30
31	32	33		35	36	37		39	
41		43	44	45		47	48		50
51	52	53	54	55	56	57	58	59	60
61	62	63	64	65	66	67	68	69	70
71	72	73	74	75	76	77	78	79	80
81	82	83	84	85	86	87	88	89	90
91	92	93	94	95	96	97	98	99	100

DIRECTIONS Look at this hundred chart. Write the missing numbers.


6

COMPARING NUMBERS


18

Write how many. Circle which group has more.

A.




8




9

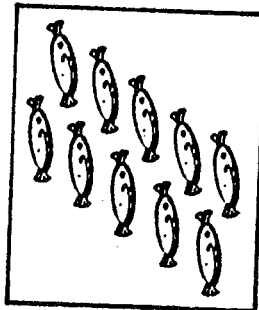
B.







C.







D.







E.





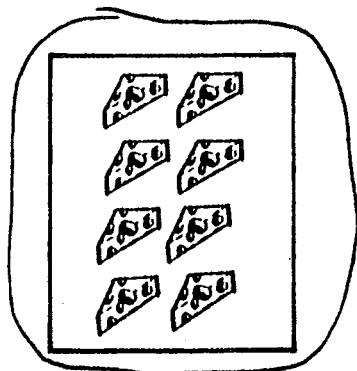
F.



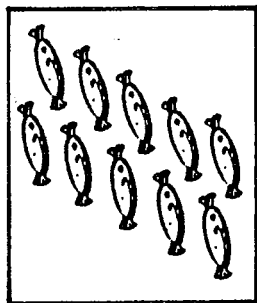


Write how many. Circle which group has less.

A.




8




10


B.







C.







D.





E.





F.

