

# Ms. Paraskos ELA Homework

Week of 5/6 - 5/10

Name: \_\_\_\_\_



## Homework Directions:

1. **Reading:** Read the assigned story and fill in your reading log every day. Complete the attached reading worksheets.
2. **Spelling:** Choose one activity from the spelling choice board to complete.
3. **Grammar:** Complete the attached practice worksheet.
4. Review for your tests and quizzes using the attached skills pages.

## Reminders:

- iPads need to be in class and fully charged every day.
- Students should always have their Archimedean and Purple folders in their backpacks.
- Please check your Archimedean folder every night for papers to either leave at home or complete and return to school.

## Assessments:

5/8: Reading Quiz on  
Grand Canyon

5/9: Grammar Quiz on  
Contractions (Study  
Guide posted on Archie)

5/10: Spelling Test,  
Module 7 Sight Word  
Quiz, and Reading Test

## Important Dates:

May 6-10: Teacher Appreciation Week  
May 11: PTO Hero Dance  
May 14-17: STAR Reading PM3  
May 27: No School - Memorial Day



## Sections:

1B, 1D, and 1E

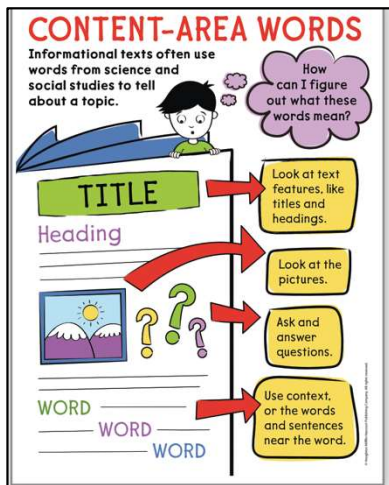
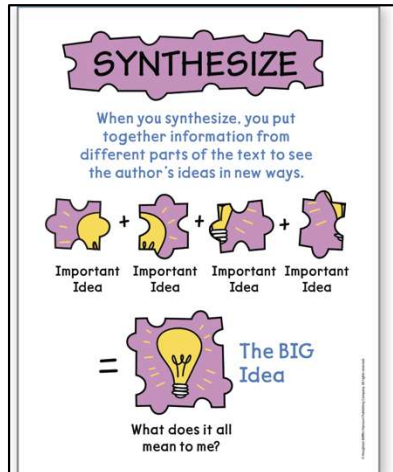
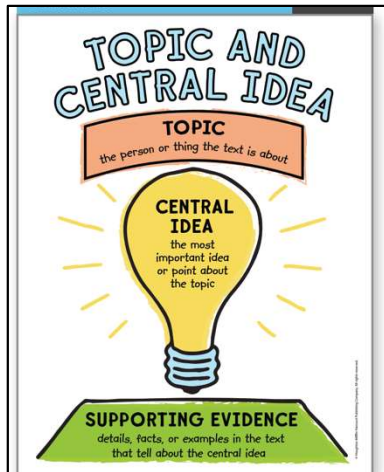
# HMH Module 7:

The Big Outdoors


## Week 3

Essential Question: How do things in nature change?

### Reading Skills



### Weekly HMH Story:



### Spelling Words:

Phonics - Long a Vowel Teams

- |          |            |
|----------|------------|
| 1. play  | 9. stay    |
| 2. grain | 10. pain   |
| 3. sail  | 11. see    |
| 4. mail  | 12. read   |
| 5. may   | 13. mean   |
| 6. day   | 14. tree   |
| 7. way   | 15. today  |
| 8. rain  | 16. afraid |

### Sight Words:

Practice reading these words each night.

- |              |            |
|--------------|------------|
| 1. air       | 5. never   |
| 2. different | 6. small   |
| 3. drink     | 7. through |
| 4. enough    | 8. under   |

### Vocabulary:

Vocabulary Skill: Suffixes -less

Vocabulary Words: affect, coexist, fossils, fragile, hike, interesting, poisonous, popular, report, rim & tour.

### Fluency

Accuracy &  
Self-Correction

### Writing

Personal  
Narrative

### Grammar

Contractions  
Words



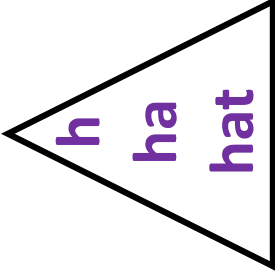
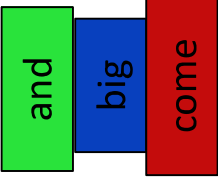






### Social Studies

Economics

## Module 7 Sight Word Quiz

animal	heads	keep	let's	
point	something	voice	won't	
below	far	hear	hold	
old	only	open	round	
air	different	drink	enough	
never	small	through	under	

# Spelling Choice Board

<p><u><b>Draw a Picture</b></u> Draw a picture to go with each of your words.</p> 	<p><u><b>Small, Medium, Large</b></u>  that that that</p>	<p><u><b>Magic Words</b></u> Write your words using a white crayon. Color over it with marker.</p> 	<p><u><b>Pyramid Words</b></u></p> 	<p><u><b>ABC Order</b></u> Write your words in alphabetical order.</p> 
<p><u><b>Silly Story</b></u> Write a silly story using all of your words.</p> 	<p><u><b>Rainbow Write</b></u> Use at least 3 colors to write each word.</p> 	<p><u><b>Rhyme Time</b></u> Write a rhyming word for each of your words. <b>Your word:</b> can <b>Rhyming word:</b> fan</p>	<p><u><b>Hidden Picture</b></u> Hide your words in a picture.</p> 	<p><u><b>Fancy Words</b></u> Write your words in a fancy style.</p> <p>you what have</p>
<p><u><b>Pattern Write</b></u> Write your word in a pattern with 2 colors.</p> 	<p><u><b>Forwards and Backwards</b></u> Write your words forwards and backwards.</p> <p>what → tahw</p>	<p><u><b>Opposite Hand</b></u> Write your words with your opposite hand.</p> 	<p><u><b>Type it Up</b></u> Use your computer to type your words in any font.</p> <p>came from where</p>	<p><u><b>Dot Words</b></u> Write your words and then dot over them.</p> 

# Weekly Reading Log

May 6 - 10



\*Please ✓ one

	Book Title	Author	Read to Self	Read to Parent	Parent's Initials
Monday 20 Minutes	I chose to read:				
Tuesday 20 Minutes	HMH Weekly Story: <b>Grand Canyon</b> <small>* Assigned in the HMH app on the iPad</small>	Sara Gilbert			
Wednesday 20 Minutes	Cold Read: <b>Goods and Services</b> <small>Story attached to this week's homework packet.</small>	N/A			
Thursday 20 Minutes	Cold Read: <b>Goods and Services</b> <small>Reread and complete the comprehension pages.</small>	N/A			

What is one service you might spend your money on? Why? \_\_\_\_\_

\_\_\_\_\_

\_\_\_\_\_

\_\_\_\_\_

Name \_\_\_\_\_

# CONTRACTIONS

# WORD BANK

예

that's

they've

won't


she's

I'm

can't

haven't

let's



1. She is so happy today!
2. I am excited to play soccer.
3. The kids have not played.
4. That is very fun.
5. Mom will not let me go.
6. Let us help you.
7. I can not jump on one foot.
8. I will work very hard.
9. They have not had lunch yet.



# Goods and Services



## Challenge Words:

goods  
services  
answer

- 1 Can you name some goods?
- 2 You can reach out for a good and pick it up.
- 3 It can be a peach teapot or a trail bike.
- 4 It can be ham, plum jam, and coffeecake.
- 5 It can be a bib, bone, or pillow for a dog.
- 6 When you shop, you are looking at goods.
- 7 Can you name some services?
- 8 Services are the jobs you hire someone to do for you.
- 9 You can hire someone to dig a pit or chop logs.
- 10 If you get a flat tire, you can pay someone to fix it.
- 11 You might pay someone to teach you to skate.
- 12 That explains goods and services.
- 13 If you have a sick pet, you might take it to the vet.
- 14 Which do you get from the vet? Is it goods or services?
- 15 Explain your answer.



Name: \_\_\_\_\_

# Comparing Goods & Services

	Goods	Services
What is it?	A good is _____ _____ _____	A service is _____ _____ _____
First example	One example is _____ _____ _____	One example is _____ _____ _____
Second example	Another example is _____ _____ _____	Another example is _____ _____ _____



Name: \_\_\_\_\_

1. What is this text about?

- ☐ a dogs and bones
- ☐ b goods and services
- ☐ c flat tires and vets

2. What is a service?

- ☐ a a thing to eat
- ☐ b a job someone does for you
- ☐ c a pillow for a dog

3. What is a an example of a good?

- ☐ a teacher
- ☐ b bike
- ☐ c police officer

4. What does hire mean?

- ☐ a to lose a job
- ☐ b to leave a job
- ☐ c to give a job

5. Can you think of an example of a service?

---



---



---



---