

SECTIONS: KA-KE

NAME: _____

WEEK: 4/29-5/3

TO DO LIST

Reminders

- Read and review Phonic Booklet every day, turn in for assessment level up when ready.
- I-ready weekly 45 min due every Friday.
- Reading Comprehension stories turned in without text evidence used will cause a deduction in completion grade.
- Please study the weekly learning discoveries as you read the short stories to help aid in exams at the end of the week.

Weekly Assessment(s):

- Module Test
- Weekly Text Comprehension Quiz
- Cold Reading Practice
- Sight Word Sentences (Writing)
- Sight Word Sentences (Verbal)
- Q3 Cumulative Sight Word Test
- Week of May 3rd

Monday:

- Complete Monday's Section
- Reading Comprehension Day 1
- Read Rice Is Nice! and Rice Race

Tuesday:

- Complete Tuesday's Section
- Reading Comprehension Day 2
- Verb Tenses WS 1
- Hard C and Soft C WS 1

Wednesday:

- Complete Wednesday's Section WS
- Hard G and Soft G WS 2
- Reading Comprehension Day 3
- Verb Tenses WS 2

Thursday:

- Complete Thursday's Section WS
- Verb Tenses WS 3
- Reading Comprehension Day 4 & 5
- Hard C/G and Soft C/G WS 3

WEEKLY LEARNING DISCOVERIES:

SOFT & HARD C

The letter c can represent two sounds!


city
soft c

If the letter after the c is **e, i, or y**, it makes the soft sound /s/.

camp
hard c

If the letter after the c is **anything else**, it makes the hard sound /k/.

SOFT



HARD



Verbs

A **verb** is an action word.



When did it happen?

PAST	PRESENT	FUTURE
-ED	-ING	WILL
YESTERDAY...	TODAY...	TOMORROW...

SOFT & HARD G

The letter g can represent two sounds!

giraffe
soft g

If the letter after the g is **e, i, or y**, it makes the soft sound /j/.

goat
hard g

If the letter after the g is **anything else**, it makes the hard sound /g/.

SOFT



HARD



MODULE 8 - WEEK 4

Essential Question:


How do plants become food?

Weekly Texts :

Reading Comprehension Skill:
Author's Purpose



Genre: Fiction
Lexile® Measure: AD540L
Guided Reading Level: K



Genre: Informational Text
Lexile® Measure: 340L
Guided Reading Level: H

Reading Comprehension strategy:
Important Details

Spelling Words:

Review - No assessment

Phonics:

Soft C & G

Writing:

Opinion Writing

Grammar:

Verb Tense

Vocabulary:

serve

HFW & Sight Words:

all, into, make, time

Rice Is Nice!

by Opal Reese



©Andrew Paterson/Alamy Stock Photo. ©Paula Bronstein/Getty Images

This book belongs to

See this man? He spills seeds
on land. Rice seeds!

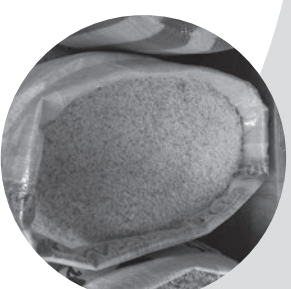
WORD WORK



Blend and Read

Read these words.

What is the same?



Soft c

rice spice
nice slice

Soft g

huge stage



Word Hunt

Find these words in the story.

home this will cut

The land must be all wet.
It must be flat, too. This will
help rice stems pop up.

©Andrew Paterson/Alamy Stock Photo ,©Tom Wang/Alamy Stock Photo

Fold

©Anthony Asael/Alamy Stock Photo



©Andrew Paterson/Alamy Stock Photo. ©Giuseppe Esposito/Dreamstime, (Inset) ©Kee Payless/Shutterstock

Make the rice at home. Spill it into a big pot. Shake spice on it. Rice is nice!

Fold



©Andrew Paterson/Alamy Stock Photo. ©Jxztzy/E+/Getty Images

Rice stems get big. At this stage, it is time to cut and stack them.



©Andrew Paterson/Alamy Stock Photo, (t) ©pesto25/Stockphoto/Getty Images, (b) ©Joe niceguy/Shutterstock

Fold



©Andrew Paterson/Alamy Stock Photo, ©Anthony Asael/Alamy Stock Photo

All rice is cut by hand or with
big rigs that slice fast.

We get rice in shops. Rice
can be in a box or sacks.
Huge sacks!



-Fold-

This book belongs to

Ace and Gem must pick
rice for Mom.



“Gem, we can race. I can pick ten bags of rice stems in no time!” said Ace.

Gem nods.

WORD WORK



Speed Read

Read these words to be a better reader.

back takes into
make home time




Show You Know

Tell about the story.

race rice Gem

Ace and Gem pick ____ for mom.
They have a rice ____.

Ace and ____ do a nice job.



Ace and Gem race back home.
 “Just in time!” yells Mom.
 “Nice job!”




The race takes them deep into
 the rice stems. They pick rice
 at a quick pace.

-Fold-



The kids stop to rest.
 Ace wipes his face. "Gem?
 Where are we, Gem?"

—Fold—



"Ace, our home is past that
 huge hill. We will make it
 back just fine," Gem tells him.

Name: _____










Hard & Soft C

C makes a soft and a hard sound. A 'c' followed by an 'e', 'i' or 'y' makes a /s/ sound. This is called the 'soft c'. When followed by any other letter, it makes a /k/ sound. This is called a 'hard c'.

hard C /k/

soft C /s/

Cut, sort and paste the words into the correct table, according to their 'c' sounds:

mice 	icy 	rice 
cork 	face 	creek 
corn 	cake 	cat 

Name: _____

Hard & Soft G

G makes a soft and a hard sound. A 'g' followed by an 'e', 'i' or 'y' makes a /j/ sound. This is called the 'soft g'. When followed by any other letter, it makes a /g/ sound. This is called a 'hard g'.

hard G /g/

soft G /j/

Cut, sort and paste the words into the correct table, according to their 'g' sounds:


good



giant




germs



goat



page



gentle



gym



garden



game



Read each word, then
color the bubbles:

Hard G (good) = blue

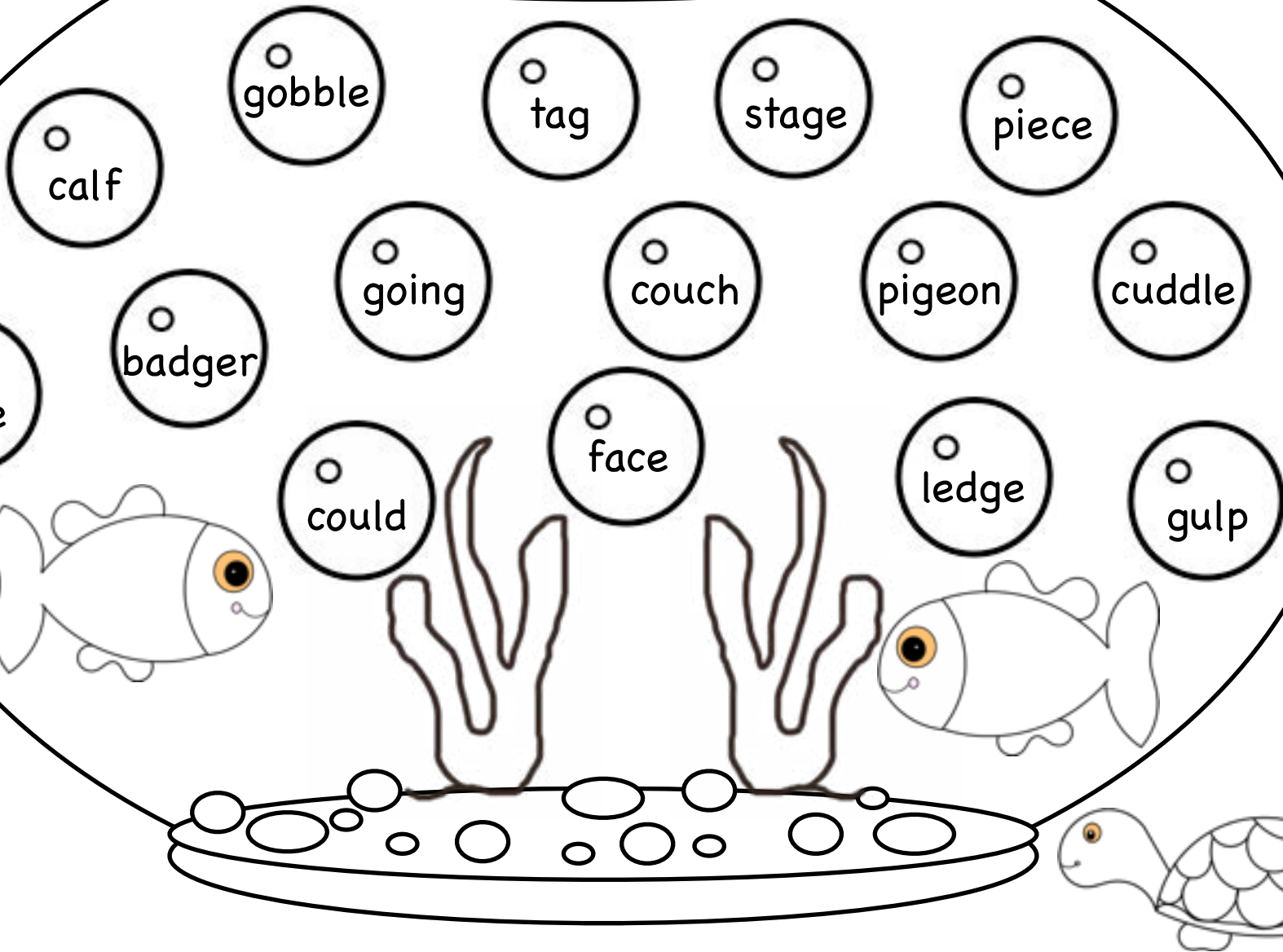
Soft G (J sound) = green

Hard C (K sound) = red

Soft C (S sound) = yellow

Name _____

Hard and Soft G & C



Name: _____

Weekly Language Review - Q3:5

Week of: _____

Monday

Read and Check.

☐

been

☐

who

☐

called

☐

oil

Tuesday

Find and circle this week's words.

been be who so oil called

we who been can called oil


Write the missing letter. Write the word.



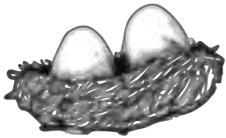
h _ _ t

Draw a picture to show the opposite of SOFT.

Soft



Spell the word.



Circle the missing word.

Who What When

_____ is on the phone?

Circle the NOUN. Underline the VERB.

The boy slept.

Circle the NOUN. Underline the VERB.

The girl read.

Finish the sentence.

The bird _____

Finish the sentence.

The tree _____

Wednesday

Trace and Write.

been

collected

Circle the missing word.

off for of

The girl fell _____ her bike.

Spell the word.



Circle the NOUN. Underline the VERB.

The worm dug.

Finish the sentence.

The dog _____

Thursday

Trace and Write.

who

oil

How many syllables in cherry?



Write the sentence correctly.

jim and i played

Circle the NOUN. Underline the VERB.

The runner fell.

Finish the sentence.

The fish _____



Max and Lucy wanted to have a lemonade stand. They got up early on Saturday morning and had their parents help them make ten pitchers of lemonade. Max and Lucy set up their lemonade stand in front of Lucy's house and customers started coming right away. They sold fifty glasses of lemonade and made twenty five dollars each!

Day 1

1. Who were the main characters? _____

2. What were they doing in the story? _____

Day 2

Cause and Effect

Write the effect to match the cause from the story.

Cause: Max and Lucy had a lemonade stand.

Effect: _____

Day 3

Draw a picture to show what happens in the beginning, middle, and end of the story.

Beginning

Middle

End

Day 4

Vocabulary
Focus

List places where you see customers.

Day 5


Text-to-Self Connection

Would you like to have a lemonade stand? Why or why not?



Name: _____

Tense Sort



Past	Present	Future



Cut out the words below and glue them in the correct section.

jog	will teach	hopped
pushed	close	will study
turn	opened	painted
will talk	slide	will write


Name: _____

Color the Tense

past = blue present = yellow future = green



Name: _____



Tense Practice

<u>Past</u>	<u>Present</u>	<u>Future</u>
played	play	will play
	skip	
opened		
		will bark
	shovel	
skated		
	clean	
		will cook
traveled		
	wash	