

# Mrs. Jazmin's ELA Homework

Week of 04/29 - 05/03



Name: \_\_\_\_\_

## Homework Directions:

- Read the assigned story and fill in your reading log.
- Review for your tests and quizzes using the attached skills page.
- Choose one way to practice this week's spelling words from the Spelling Choice Board and complete the attached worksheets.

## Reminders:

- iPads need to be in class and fully charged every day.
- Students should always have their Archimedean and Purple folders in their backpacks.
- Please check your Archimedean folder every night for papers to either leave at home or complete and return to school.

## Assessments:

05/01: Desert- HMH  
Comprehension Quiz

05/02: Grammar Quiz-  
Subject Pronouns

05/03: Module 7 Week 2  
Reading Test & Spelling Test

## Important Dates:

May 11: Rock 'n' Roll With Your Hero

May 14-17: 1st Grade F.A.S.T. Reading PM3



Sections:

**1A & 1C**

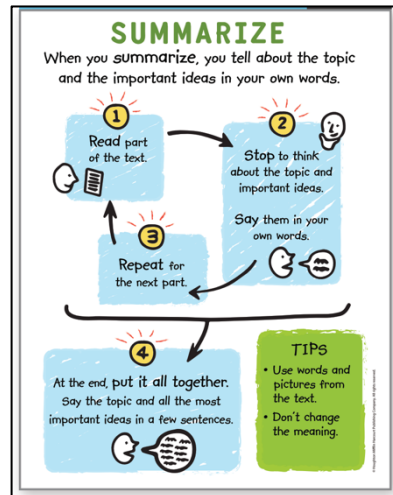


# HMH Module 7:

The Big Outdoors


## Week 2

Essential Question: How do things in nature change?

### Reading Skills



### Weekly HMH Story:



### Spelling Words:

Phonics - Long e Patterns

- |         |            |
|---------|------------|
| 1. team | 9. see     |
| 2. be   | 10. she    |
| 3. read | 11. flute  |
| 4. feet | 12. tube   |
| 5. tree | 13. woke   |
| 6. keep | 14. game   |
| 7. eat  | 15. peanut |
| 8. mean | 16. bridge |

### Sight Words:

Practice reading these words each night.

- |          |          |
|----------|----------|
| 1. below | 5. old   |
| 2. far   | 6. only  |
| 3. hear  | 7. open  |
| 4. hold  | 8. round |

### Vocabulary:

Vocabulary Skill: Suffixes -less

Vocabulary Words: decided, dunes, edges, explore, ledges, lugged, noticed, preserve, rest, shrubs, spines & trace

### Fluency

Phrasing

### Writing

Personal  
Narrative



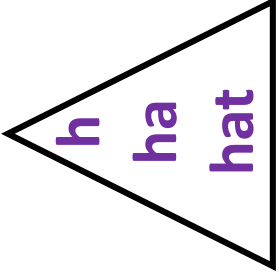
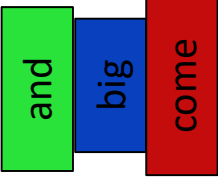






### Grammar

Subject Pronouns

### Social Studies

Economics

# Spelling Choice Board

|   |  |   |  |   |
|---|--|---|--|---|
| <p><u><b>Draw a Picture</b></u><br/>Draw a picture to go with each of your words.</p>  | <p><u><b>Small, Medium, Large</b></u><br/><br/>that<br/>that<br/>that</p>  | <p><u><b>Magic Words</b></u><br/>Write your words using a white crayon. Color over it with marker.</p>  | <p><u><b>Pyramid Words</b></u></p>                                      | <p><u><b>ABC Order</b></u><br/>Write your words in alphabetical order.</p>     |
| <p><u><b>Silly Story</b></u><br/>Write a silly story using all of your words.</p>     | <p><u><b>Rainbow Write</b></u><br/>Use at least 3 colors to write each word.</p>  | <p><u><b>Rhyme Time</b></u><br/>Write a rhyming word for each of your words.<br/><b>Your word:</b> can<br/><b>Rhyming word:</b> fan</p>   | <p><u><b>Hidden Picture</b></u><br/>Hide your words in a picture.</p>  | <p><u><b>Fancy Words</b></u><br/>Write your words in a fancy style.</p> <p>you<br/>what<br/>have</p>  |
| <p><u><b>Pattern Write</b></u><br/>Write your word in a pattern with 2 colors.</p>   | <p><u><b>Forwards and Backwards</b></u><br/>Write your words forwards and backwards.</p> <p>what → tahw</p>  | <p><u><b>Opposite Hand</b></u><br/>Write your words with your opposite hand.</p>                      | <p><u><b>Type it Up</b></u><br/>Use your computer to type your words in any font.</p> <p>came<br/>from<br/>where</p>                                     | <p><u><b>Dot Words</b></u><br/>Write your words and then dot over them.</p>  |

# Weekly Reading Log

April 29<sup>th</sup> – May 2<sup>nd</sup>



|                         | Book Title   | Author          | Read to Self | Read to Parent | Parent's Initials |
|-------------------------|--|-----------------|--------------|----------------|-------------------|
| Monday<br>20 Minutes    | I chose to read:   |                 |              |                |                   |
| Tuesday<br>20 Minutes   | Decodable Text:<br>Desert<br><br>*Assigned in the HMH app on the iPad*                 | Quinn M. Arnold |              |                |                   |
| Wednesday<br>20 Minutes | Cold Read:<br>Budget Your Money<br><br>*Story attached to this week's homework packet* | N/A             |              |                |                   |
| Thursday<br>20 Minutes  | Cold Read:<br>Budget Your Money<br><br>*Reread and complete the comprehension pages*   | N/A             |              |                |                   |

How can you describe the land or a living thing from Deserts for someone who has never seen it?

---



---



---

# Budget Your Money



## Challenge Words:

money  
budget  
lose

- 1 Do you have your own money at home?
- 2 Then you need a plan for the best way to use it.
- 3 That plan is called a budget.
- 4 A budget will help you save your money.
- 5 It lets you spend money too!
- 6 With a budget, you may get socks, snacks, or gum.
- 7 You can make a plan to get games.
- 8 You can think about what you want and make a plan.
- 9 A budget helps you save up for the things you want.
- 10 If you have money, then you should make a plan for using it!
- 11 You can spend some money, and you can also save some money.
- 12 A budget won't help you if you lose your cash.
- 13 Keep your money safe so you can save up to get what you want or need.



Name: \_\_\_\_\_ What's the Main Idea?


Main Idea

The main idea is \_\_\_\_\_




Detail #1

First, \_\_\_\_\_



Detail #2

Second, \_\_\_\_\_



Detail #3

Third, \_\_\_\_\_

Name: \_\_\_\_\_

# Budget Your Money

1. What is this text about?

- ☐ a buying a new pet
- ☐ b playing games with friends
- ☐ c saving and spending money

2. What can you do if you have money?

- ☐ a save or spend it
- ☐ b read it
- ☐ c sleep on it

3. What does a budget help you do?

- ☐ a eat
- ☐ b plan
- ☐ c sleep

4. What does safe mean?

- ☐ a not likely to be hurt
- ☐ b not likely to sleep
- ☐ c not likely to laugh

5. Would you spend your money or save it? Explain.

---

---

---

---

Name: \_\_\_\_\_

I. Pronouns

A. Directions: **Circle the letter** of the correct **subject pronoun** for each underlined noun.

1. James plays soccer.

- a. he                      b. she



2. Abbia and Annika are inside the classroom.

- a. They                      b. We



3. My sister plays the violin.

- a. he                      b. she



4. Her paper bag is full of toys.

- a. he                      b. it



5. Tiffany and I are friends.

- a. I                          b. We



B. Directions: **Choose** the correct **object pronoun** for each sentence. **Write the letter** of your answer on the **blank**.

1. I am happy because my teachers told \_\_\_\_\_ I have high grades.

- a. me                      b. it

2. Gabe and Rora are playing. I want to join \_\_\_\_\_ .

- a. them                      b. her

3. I haven't seen Carl around. Have you seen \_\_\_\_\_ ?

- a. it                          b. him