

Ms. Paraskos

Week of 4/1 - 4/5

ELA Homework

Name: _____



Homework Directions:

1. Read and fill in your reading log every day.
2. Review for your tests and quizzes using the attached skills page.
3. Choose one way to practice this week's spelling words from the Spelling Choice Board and complete the attached worksheets.
4. Complete the Florida Symbols Social Studies Project. Due April 5th

Reminders:

- iPads need to be in class and fully charged every day.
- Students should always have their Archimedean and Purple folders in their backpacks.
- Please check your Archimedean folder every night for papers to either leave at home or complete and return to school.

Assessments:

4/4: Module 6 Sight
Word Quiz

4/5: Spelling Test
and Module 6
Reading Test

Important Dates:

April 5: Florida Symbols Project Due
April 10: No School - Teacher Planning Day
April 22 - 26: FAST Math PM3 Testing



Sections:

1B, 1D, and 1E

HMH Module 6:

Celebrate America

Week 3

Essential Question: What holidays and symbols tell about our country?

Reading Skills

Captions are words or sentences about a picture.

Chapter headings organize the information by chapter.

Text Features

Authors choose text and graphic features to help explain ideas or to help readers locate information.

Italic text is leaning to the right. It means pay attention or read with more feeling.

Text can be in different sizes. **Bigger text** is usually more important than smaller text.

Create Mental Images

When you create mental images, you make pictures in your mind to help you remember what you read.

pictures, sounds, tastes, smells

Words from the Text

- soccer game
- sunny
- ball

Story Structure

Stories often have a similar structure. Authors organize stories in a way that will entertain readers.

BEGINNING
In the beginning, the characters face a problem.

MIDDLE
The middle is made up of events that happen as the characters try to solve the problem.

END
The end tells the resolution, or how the characters solve the problem.

All of these parts make up a story's plot.

ELEMENTS OF POETRY


RHYTHM
The words in a poem have a beat when you read them, like music!

RHyme
Words end with the same sound or sounds.
CAT SAT MAT

DESCRIBING WORDS
Words tell how things look, sound, feel, smell, and taste. They help you picture what the poet sees in his or her mind.

look, sound, feel, smell, taste

Weekly HMH story:



Spelling Words:

Phonics - Long i, o VCe Pattern

- | | |
|----------|-----------|
| 1. like | 8. stove |
| 2. white | 9. home |
| 3. drive | 10. poke |
| 4. time | 11. flake |
| 5. bike | 12. late |
| 6. kite | 13. shape |
| 7. joke | 14. plate |

Sight Words:

Practice reading these words each night.

- | | |
|----------|----------|
| 1. carry | 5. goes |
| 2. draw | 6. may |
| 3. eight | 7. seven |
| 4. even | 8. shows |

Vocabulary:

Big Idea Words: participate, appreciate, duty

Vocabulary Skill: Words about actions

Story Vocabulary: celebrate, Constitution, parade, share, tradition

Fluency

Expression

Writing

Personal
Narrative



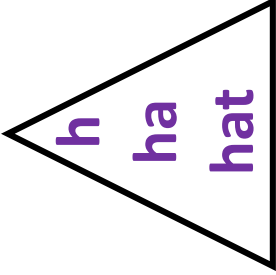
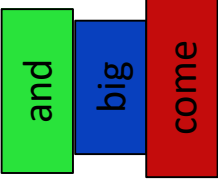






Grammar

Names of Months,
Days, and Holidays

Social Studies


Symbols of America
and Florida

Spelling Choice Board

<p><u>Draw a Picture</u> Draw a picture to go with each of your words.</p> 	<p><u>Small, Medium, Large</u> that that that</p>	<p><u>Magic Words</u> Write your words using a white crayon. Color over it with marker.</p> 	<p><u>Pyramid Words</u></p> 	<p><u>ABC Order</u> Write your words in alphabetical order.</p> 
<p><u>Silly Story</u> Write a silly story using all of your words.</p> 	<p><u>Rainbow Write</u> Use at least 3 colors to write each word.</p> 	<p><u>Rhyme Time</u> Write a rhyming word for each of your words. Your word: can Rhyming word: fan</p>	<p><u>Hidden Picture</u> Hide your words in a picture.</p> 	<p><u>Fancy Words</u> Write your words in a fancy style.</p> <p>you what have</p>
<p><u>Pattern Write</u> Write your word in a pattern with 2 colors.</p> 	<p><u>Forwards and Backwards</u> Write your words forwards and backwards.</p> <p>what → tahw</p>	<p><u>Opposite Hand</u> Write your words with your opposite hand.</p> 	<p><u>Type it Up</u> Use your computer to type your words in any font.</p> <p>came from where</p>	<p><u>Dot Words</u> Write your words and then dot over them.</p> 

Weekly Reading Log

April 1 - 4



*Please ✓ one

	Book Title	Author	Read to Self	Read to Parent	Parent's Initials
Monday 20 Minutes	I chose to read: *Take an AR quiz on this book if you can!				
Tuesday 20 Minutes	Cold Read: Kate and Nate's Map Story attached to this week's homework packet.	N/A			
Wednesday 20 Minutes	Cold Read: Kate and Nate's Map Reread and complete the comprehension pages.	N/A			
Thursday 20 Minutes	I chose to read: *Take an AR quiz on this book if you can!				

What happened at the beginning of the story *Kate and Nate's Map*?

Module 6 Sight Word Quiz

another

gave

house

over

own

read

water

white

always

began

better

gives

hurt

shall

should

things

carry

draw

eight

even

goes

may

seven

shows

Kate and Nate's Map



Challenge Words:

follow

paw

1 Mom gave Kate and Nate a map and smiled. "Look at this map of our home. I hid a prize for you, and the map will help you find it!"

2 Nate squinted at the map. Then he looked at his mom. "This map has no words on it."



3 "Some maps don't need words," Mom said. "When you look at the map, do you see the path to follow?"

4 Kate and Nate looked at each other. Kate looked at the map and held it up for Mom to see. "Do we follow this line of dashes?" she asked.

5 Mom gave a quick nod. "Yes, you are right! The prize is where you see the X. Now, run and find the prize!"

6 Kate and Nate dash off, each eager to find the X. The path on the map led them behind their home. Where could the X be? They rushed to find it.

7 "I see a box under the oak tree!" Nate cried.

8 "There is an X on the box!" Kate said. "This must be it!"

Kate and Nate's Map pg. 2



Challenge Words:

follow

paw

9 The kids ran to the box with Mom behind them.

10 "Is the box the prize?" Nate asked.

11 "Why does it have holes in the side?" Kate asked.


12 "The prize is in the box," Mom said with a big grin.

13 "What is it?" Kate asks. She bends down to try to peek inside one of
the holes.

14 A tan paw pokes out of a hole. Then the box shakes with a yip-yip.

15 Nate and Kate gasp. Quickly they take the lid off the box.

16 What do they find in the box?



Name: _____

What prize did Kate and Nate find in the box?
How do you know?

I think they found _____

I think that because _____

Name: _____

1. Where did Kate and Nate hunt for the prize?

- ☐ a at the beach
- ☐ b at their home
- ☐ c at the park

2. How did the kids know where to find the prize?

- ☐ a they would see a Y
- ☐ b they would see a flag
- ☐ c they would see an X

3. Where did Kate and Nate find the prize?

- ☐ a under an oak tree
- ☐ b in a sandbox
- ☐ c under a bush

4. What does eager mean?

- ☐ a to write or draw
- ☐ b to want something
- ☐ c to not care about something

5. What prize was hidden in the box? How do you know?

Capitalizing Months, Days, and Holidays

The names of **months** of the year, **days** of the week, and **holidays** always begin with a capital letter.

► Circle the month, day, or holiday in each sentence.

Write it correctly on the line.

1. We had a picnic on labor day. _____

2. My piano lesson is wednesday. _____

3. Spring begins in march. _____

► Draw a line under the correct sentence in each pair.

4. We got cards on valentine's day.

We got cards on Valentine's Day.

5. My aunt visited us on Sunday.

My aunt visited us on sunday.

Commas in Dates, Names, and Nouns

When you write a **date**, put a comma between the number of the day and the year.

The names of **months**, **days**, and **holidays** always begin with a capital letter.

The first Independence Day was celebrated on July 4, 1777.

► Circle the comma in each date.

1. George Washington was born on February 22, 1732.
2. Bobbi Gibb ran the Boston Marathon on April 19, 1966.
3. The first moon landing was July 20, 1969.

► Write each date correctly.

4. march 15 1973 _____

5. january 1 2000 _____

6. april 22 2004 _____

